

# Behavior monitoring combined with machine learning spoils a massive Dofail coin mining campaign | Microsoft Security Blog

By Microsoft Defender Security Research Team

Published: 2018-03-07 · Archived: 2026-04-05 18:18:59 UTC

**Update:** Further analysis of this campaign points to a poisoned update for a peer-to-peer (P2P) application. For more information, read [Poisoned peer-to-peer app kicked off Dofail coin miner outbreak](#). To detect and respond to Dofail in corporate networks, read [Hunting down Dofail with Windows Defender ATP](#).

Just before noon on March 6 (PST), Windows Defender Antivirus blocked more than 80,000 instances of several sophisticated trojans that exhibited advanced cross-process injection techniques, persistence mechanisms, and evasion methods. Behavior-based signals coupled with cloud-powered machine learning models uncovered this new wave of infection attempts. The trojans, which are new variants of Dofail (also known as Smoke Loader), carry a [coin miner](#) payload. Within the next 12 hours, more than 400,000 instances were recorded, 73% of which were in Russia. Turkey accounted for 18% and Ukraine 4% of the global encounters.

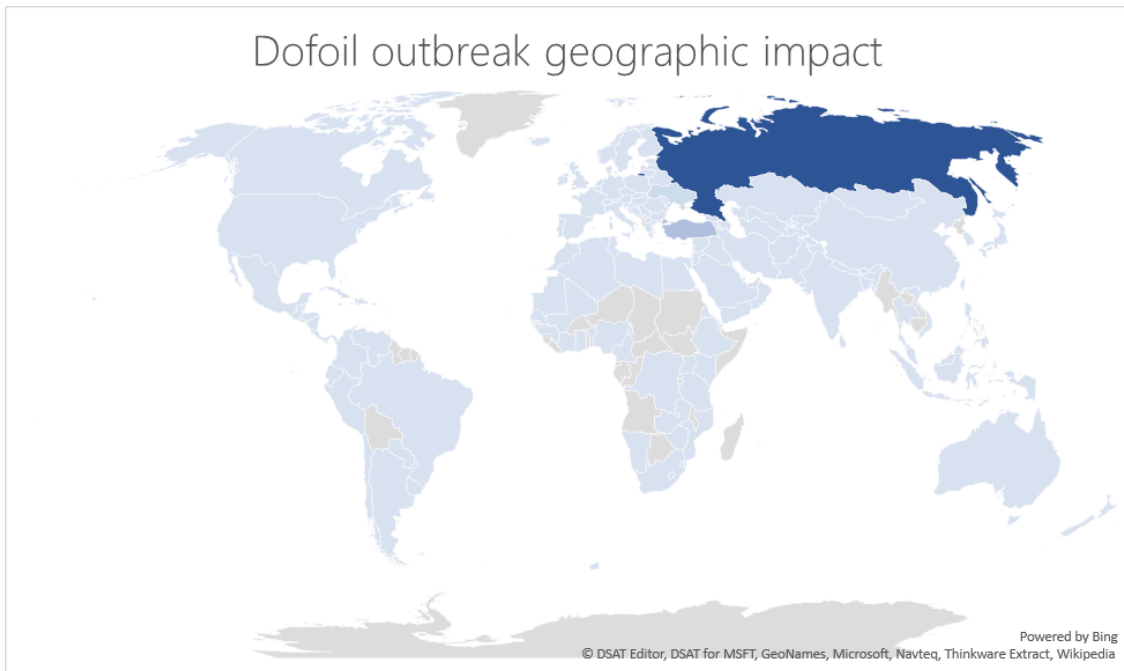


Figure 1: Geographic distribution of the Dofail attack components

Windows Defender AV initially flagged the attack's unusual persistence mechanism through behavior monitoring, which immediately sent this behavior-based signal to our cloud protection service.

1. Within milliseconds, multiple metadata-based machine learning models in the cloud started blocking these threats at first sight.

2. Seconds later, our sample-based and detonation-based machine learning models also verified the malicious classification. Within minutes, detonation-based models chimed in and added additional confirmation.
3. Within minutes, an anomaly detection alert notified us about a new potential outbreak.
4. After analysis, our response team updated the classification name of this new surge of threats to the proper malware families. People affected by these infection attempts early in the campaign would have seen blocks under machine learning names like Fuery, Fuerboos, Cloxer, or Azden. Later blocks show as the proper family names, Dofail or Coinminer.

Windows 10, Windows 8.1, and Windows 7 users running Windows Defender AV or Microsoft Security Essentials are all protected from this latest outbreak.

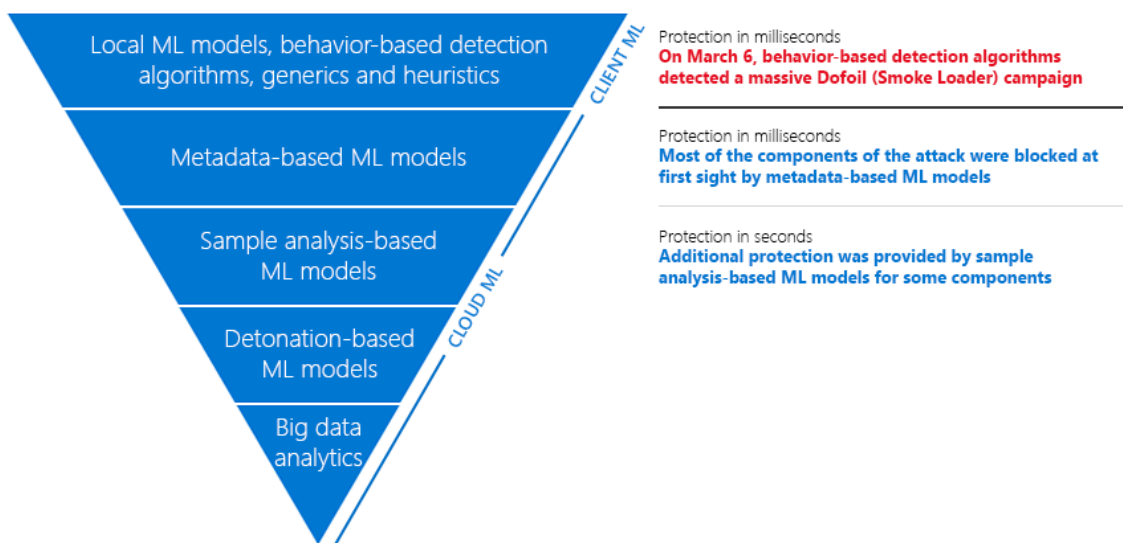


Figure 2. Layered machine learning defenses in Windows Defender AV

Artificial intelligence and behavior-based detection in Windows Defender AV has become one of the mainstays of our defense system. The AI-based pre-emptive protection provided against this attack is similar to how layered machine learning defenses stopped an [Emotet outbreak](#) last month.

## Code injection and coin mining

Dofail is the latest malware family to incorporate coin miners in attacks. Because the value of Bitcoin and other cryptocurrencies continues to grow, malware operators see the opportunity to include coin mining components in their attacks. For example, exploit kits are now delivering coin miners instead of ransomware. Scammers are adding coin mining scripts in tech support scam websites. And certain banking trojan families added coin mining behavior.

Process hollowing detected

**Process hollowing detected**

Actions

Severity: Medium  
Category: Installation  
Detection source: EDR

Alert context

1 machine

First activity: 03.07.2018 | 02:04:55  
Last activity: 03.07.2018 | 02:04:55

Status

State: New  
Classification: Not set  
Assigned to: Not assigned

Description

A process has injected code into another process using process hollowing technique, indicating suspicious code being run in the target process memory. Injection is often used to hide malicious code execution within a trusted process. As a result, the target process may exhibit abnormal behaviors such as opening a listening port or connecting to a command and control server.

Recommended actions

1. Investigate the machine's timeline for any other indicators around the time of this alert
2. Validate contextual information about the relevant components such as file prevalence, other machines it was observed on etc.
3. Contact the machine's user to verify whether they received an email with a suspicious attachment or link around the time of the alert.

Show more



The Dofail campaign we detected on March 6 started with a trojan that performs [process hollowing](#) on `explorer.exe`. Process hollowing is a code injection technique that involves spawning a new instance of legitimate process (in this case `c:\windows\syswow64\explorer.exe`) and then replacing the legitimate code with malware.

Figure 3. Windows Defender ATP detection for process hollowing (SHA-256: `d191ee5b20ec95fe65d6708cbb01a6ce72374b309c99fb7462206a0c7e039f4d`, detected by Windows Defender AV as [TrojanDownloader:Win32/Dofail.AB](#))

The hollowed `explorer.exe` process then spins up a second malicious instance, which drops and runs a coin mining malware masquerading as a legitimate Windows binary, `wuauclt.exe`.

Digital currency mining literals have been observed

**Digital currency mining literals have been observed**

Actions

Severity: Low  
Category: General  
Detection source: EDR

Alert context

1 machine

First activity: 03.07.2018 | 01:59:05  
Last activity: 03.07.2018 | 01:59:05

Status

State: New  
Classification: Not set  
Assigned to: Not assigned

Description

Suspicious process activity:

Recommended actions

1. Inspect the process and its execution context to determine whether it is legitimate.
2. Inspect processes and files in the execution chain. Consider submitting any suspicious files in the chain for deep analysis for detailed behavior information.
3. Explore the timeline of this and other related machines for additional suspicious activities around the time of the alert.

Alert process tree

```
graph TD
    smss.exe --> winlogon.exe
    winlogon.exe --> userinit.exe
    userinit.exe --> explorer.exe
    explorer.exe --> cmd.exe
    cmd.exe --> explorer.exe
    explorer.exe --> explorer.exe
    explorer.exe --> wuauclt.exe
```

The diagram illustrates the process tree for the alert. It starts with `smss.exe`, which spawns `winlogon.exe`. `winlogon.exe` spawns `userinit.exe`, which in turn spawns `explorer.exe`. This `explorer.exe` process then spawns `cmd.exe`, which finally spawns another instance of `explorer.exe`. This second `explorer.exe` process then spawns `wuauclt.exe`. A red lightning bolt icon indicates a detection point at the `wuauclt.exe` process. A note below the diagram states: "Detected as Trojan:Win32/CoinMiner.D by Windows Defender. VirusTotal detection ratio: 45/65".

Figure 4. Windows Defender ATP detection for coin mining malware (SHA-256: `2b83c69cf32c5f8f43ec2895ec9ac730bf73e1b2f37e44a3cf8ce814fb51f120`, detected by Windows Defender AV as [Trojan:Win32/CoinMiner.D](#))

Even though it uses the name of a legitimate Windows binary, it's running from the wrong location. The command line is anomalous compared to the legitimate binary. Additionally, the network traffic from this binary is suspicious.

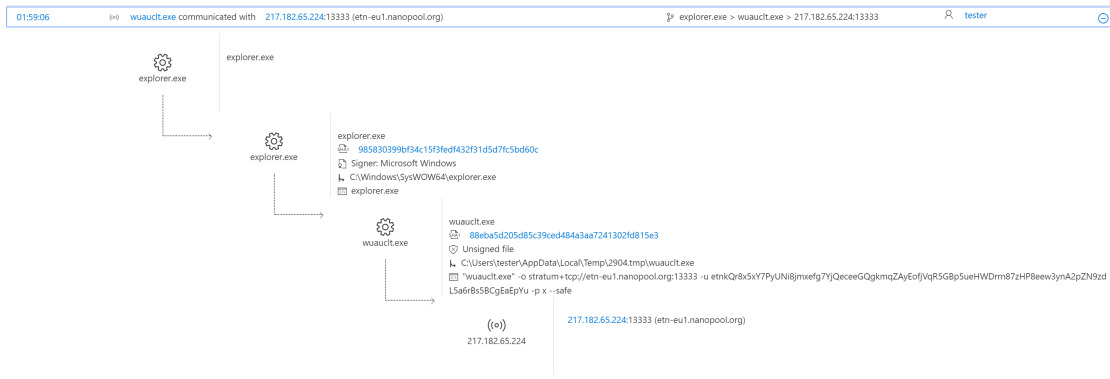


Figure 5. Windows Defender ATP alert process tree showing anomalous IP communications

The screenshot shows the 'Suspicious network activity' alert in Windows Defender ATP. The alert details are: Severity: Medium, Category: Suspicious Network Traffic, Detection source: EDR. The alert context shows it occurred on 1 machine. The status is 'New', 'Classification: Not set', and 'Assigned to: Not assigned'. The description states: 'Suspicious network activity (IP or URL contacted) observed on this machine.' Below the description is the 'Alert process tree' section.

Figure 6. Windows Defender ATP showing suspicious network activity

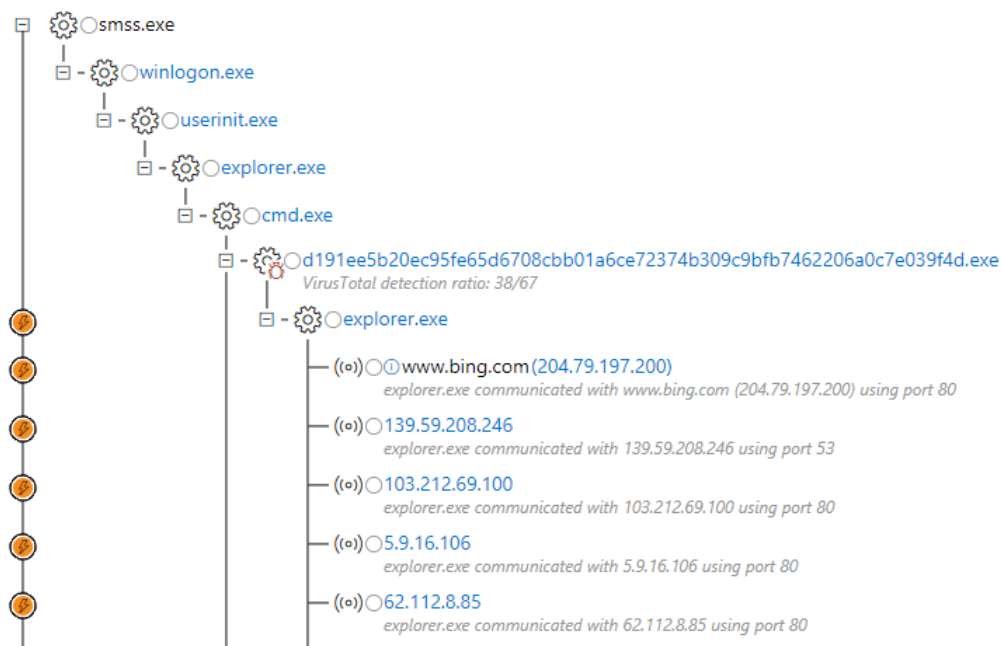


Figure 7. Windows Defender ATP alert process tree showing hollowed explorer.exe process making suspicious connections

Dofail uses a customized mining application. Based on its code, the coin miner supports NiceHash, which means it can mine different cryptocurrencies. The samples we analyzed mined Electroneum coins.

## Persistence

For coin miner malware, persistence is key. These types of malware employ various techniques to stay undetected for long periods of time in order to mine coins using stolen computer resources.

To stay hidden, Dofail modifies the registry. The hollowed *explorer.exe* process creates a copy of the original malware in the Roaming AppData folder and renames it to *ditereah.exe*. It then creates a registry key or modifies an existing one to point to the newly created malware copy. In the sample we analyzed, the malware modified the OneDrive Run key.

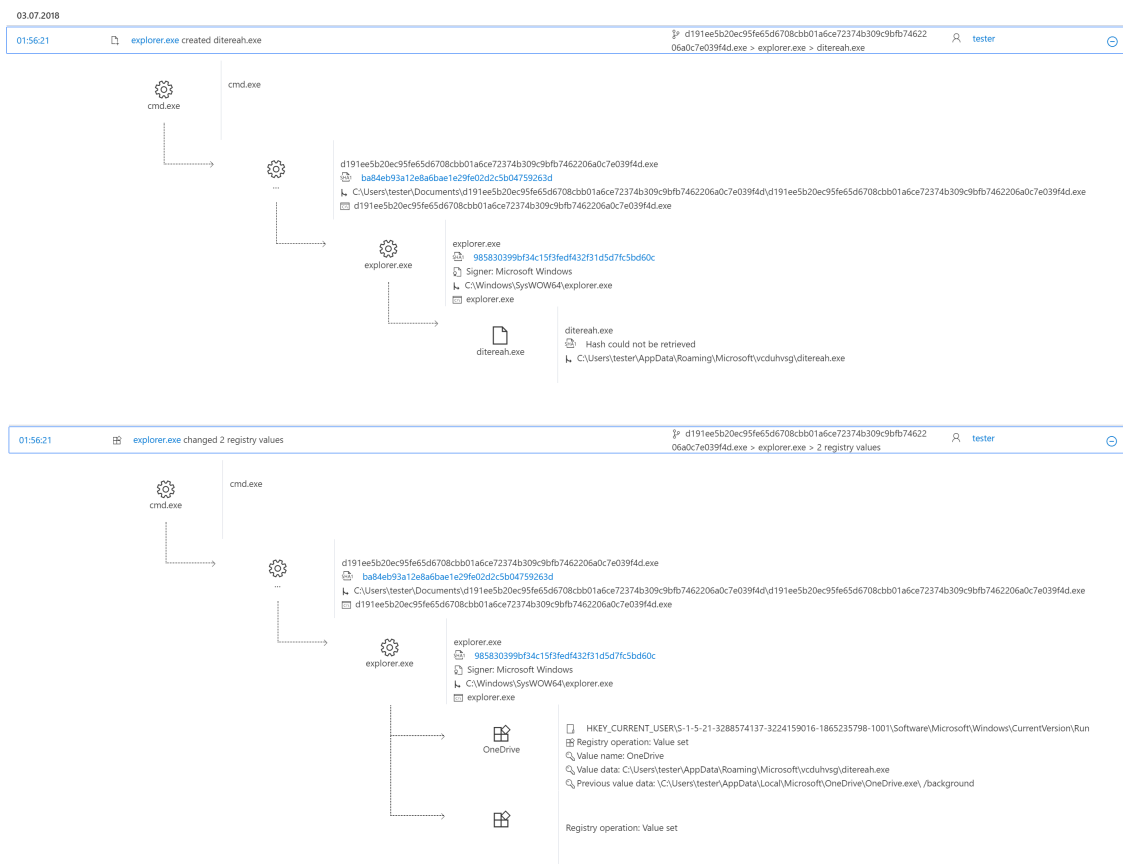


Figure 8. Windows Defender ATP alert process tree showing creation of new malware process (SHA-256: d191ee5b20ec95fe65d6708cbb01a6ce72374b309c9bfb7462206a0c7e039f4d) and registry modification

## Command-and-control communication

Dofail is an enduring family of trojan downloaders. These connect to command and control (C&C) servers to listen for commands to download and install malware. In the March 6 campaign, Dofail's C&C communication involves the use of the decentralized [Namecoin](#) network infrastructure .

The hollowed *explorer.exe* process writes and runs another binary, *D1C6.tmp.exe* (SHA256: 5f3efdc65551edb0122ab2c40738c48b677b1058f7dfcdb86b05af42a2d8299c) into the *Temp* folder. *D1C6.tmp.exe*

then drops and executes a copy of itself named *lyk.exe*. Once running, *lyk.exe* connects to IP addresses that act as DNS proxy servers for the Namecoin network. It then attempts to connect to the C&C server *vinik.bit* inside the NameCoin infrastructure. The C&C server commands the malware to connect or disconnect to an IP address; download a file from a certain URL and execute or terminate the specific file; or sleep for a period of time.

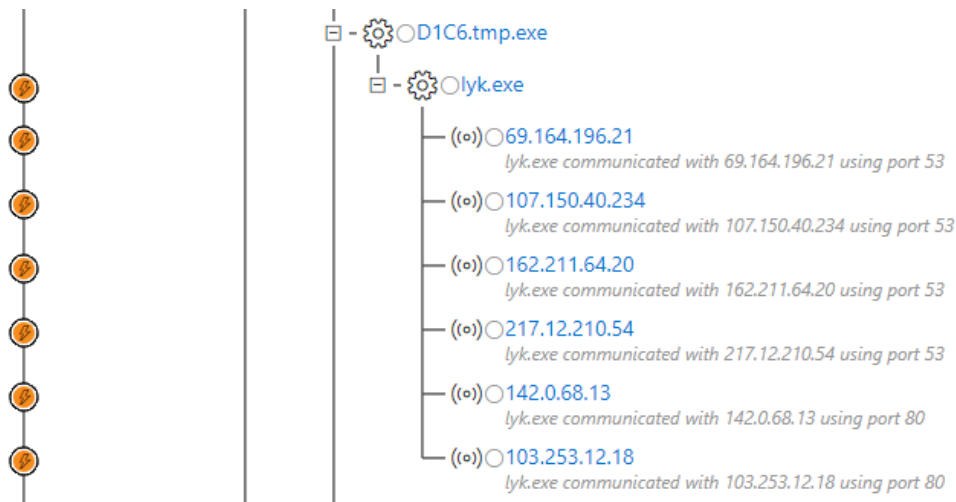


Figure 9. Windows Defender ATP alert process tree showing creation of the temporary file, *D1C6.tmp.exe* (SHA256: 5f3efdc65551edb0122ab2c40738c48b677b1058f7dfcdb86b05af42a2d8299c) Figure 10. Windows Defender ATP alert process tree showing *lyk.exe* connecting to IP addresses

## Stay protected with Windows 10

With the rise in valuation of cryptocurrencies, cybercriminal groups are launching more and more attacks to infiltrate networks and quietly mine for coins.

[Windows Defender AV](#)'s layered approach to security, which uses behavior-based detection algorithms, generics, and heuristics, as well as machine learning models in both the client and the cloud, provides real-time protection against new threats and outbreaks.

As demonstrated, Windows Defender Advanced Threat Protection ([Windows Defender ATP](#)) flags malicious behaviors related to installation, code injection, persistence mechanisms, and coin mining activities. Security operations can use the rich detection libraries in Windows Defender ATP to detect and respond to anomalous activities in the network. Windows Defender ATP also integrates protections from Windows Defender AV,

Windows Defender Exploit Guard, and Windows Defender Application Guard, providing a seamless security management experience.

To test how Windows Defender ATP can help your organization detect, investigate, and respond to advanced attacks, [sign up for a free trial](#).

[Windows 10 S](#), a special configuration of Windows 10, helps protect against coin miners and other threats. Windows 10 S works exclusively with apps from the Microsoft Store and uses Microsoft Edge as the default browser, providing Microsoft verified security.

*Windows Defender Research*

---

## **Talk to us**

Questions, concerns, or insights on this story? Join discussions at the [Microsoft community](#) and [Windows Defender Security Intelligence](#).

Follow us on Twitter [@WDSecurity](#) and Facebook [Windows Defender Security Intelligence](#).

---

Source: <https://www.microsoft.com/security/blog/2018/03/07/behavior-monitoring-combined-with-machine-learning-spoils-a-massive-dofail-coin-mining-campaign/>