

Prince of Persia – Game Over

By Tomer Bar, Lior Efraim, Simon Conant

Published: 2016-06-28 · Archived: 2026-04-02 10:55:13 UTC

Summary

Unit 42 published a [blog](#) at the beginning of May titled "Prince of Persia," in which we described the discovery of a decade-long campaign using a formerly unknown malware family, Infy, that targeted government and industry interests worldwide.

Subsequent to the publishing of this article, through cooperation with the parties responsible for the C2 domains, Unit 42 researchers successfully gained control of multiple C2 domains. This disabled the attacker's access to their victims in this campaign, provided further insight into the targets currently victimized in this operation, and enabled the notification of affected parties.

Post Publication

In the week following the publication of the original blog, we observed no unusual changes to the C2 infrastructure. Existing domains did move to new IP addresses, as we had previously seen periodically. Some new install domains were added, adhering to naming conventions of current domains (see appendix for new IOCs).

The attackers developed a new version (31), and we observed this deployed against a single Canadian target.

The file descriptions remained essentially the same ("CLMediaLibrary Dynamic Link Library V3"). Most importantly, there was **no change to the encoding key** (now using offset 20, and offset 11 for second pass against URL encoding) that we had observed being used for the entire decade-long campaign, and documented in our previous blog. From this we conclude that the attackers were unaware of our initial report.

Sinkhole

Through cooperation with the parties responsible for the C2 domains, we took control of all but one of them, transferring the A records to a server we controlled. This prevented the attackers from being able to subsequently make any further changes to the domain configurations, issue commands to victims, or capture any further data for the majority of victims. An analysis of connections after transfer suggests that the attackers may have used a third-party service to try to understand why they had suddenly lost almost all of their traffic. Figure 1 shows that tool, a geographic representation of victim-C2 traffic, with all but one at that time now communicating with our sinkhole server.

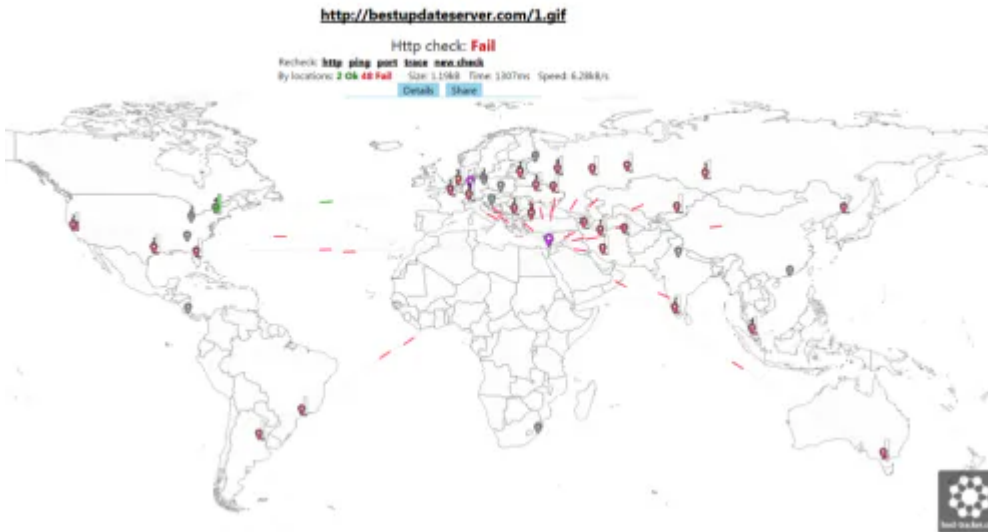


Figure 1 Graphical representation of victim traffic to C2

We have since transferred sinkhole control to [Shadowserver](https://www.shadowserver.org/wiki/pmwiki.php/Involve/GetReportsOnYourNetwork), whom we thank for subsequent victim notification & remediation (<https://www.shadowserver.org/wiki/pmwiki.php/Involve/GetReportsOnYourNetwork>).

Victims

We were able to analyze victim C2 traffic to understand who were victims of the Infy campaign. We identified 456 malware agents installed on 326 victim systems, in 35 countries. Figure 2 shows a geographical breakdown of victim locations. We noted in our original blog the large amount of targeting of Iranian citizens in this campaign, we observed almost one-third of all victims to be Iranian. Also of note was the low overall volume of victims, compared to, for example, crimeware campaigns.



Figure 2 Geographic location of victims. Please note that New Zealand has been omitted from this map only because we observed no victim activity there.

Versions

In our original blog, we noted two distinct primary variants of the Infy malware. In addition to the original “Infy” variant, we also see the newer, more sophisticated, interactive, and fuller-featured “Infy M” variant deployed against apparently-higher-value targets. Overall, 93% of all victims were infected with Infy, and 60% with Infy “M” (Figure 3). Combined with the low total number of victims, this suggests a great deal of care given to each individual campaign target. The large number of victims with both variants may relate to their complimentary feature set, or represent an “upgrade” path on victims from the original variant infection, later adding the “M” variant as targets appeared more compelling to the attackers.

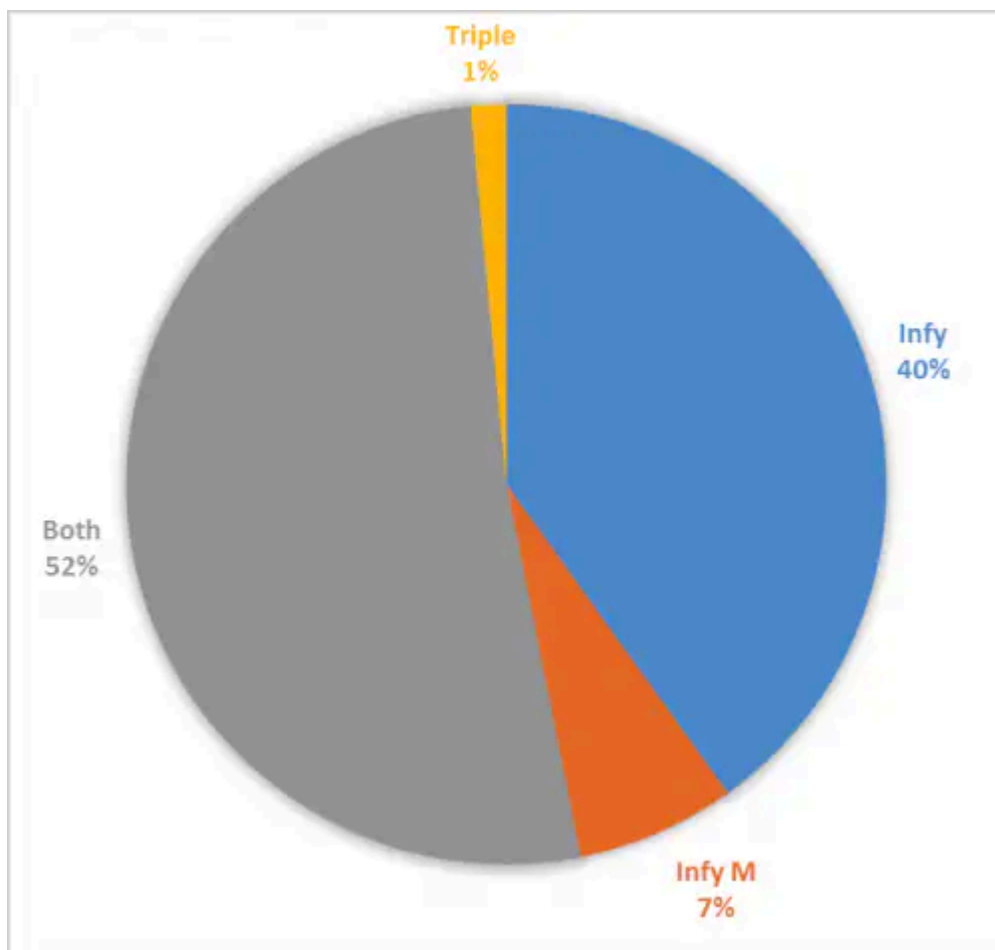


Figure 3 Breakdown of Infy vs. Infy "M" infections

For the Infy “M” variant, we note that the majority of targets are using the latest version (7.8), and that none are using the older 6.x versions at all (Figure 4). This suggests that these higher-value targets are paid much more attention, being kept up-to-date with the latest version.

In contrast, for the more basic original Infy variant, we note a full spectrum of versions installed (Figure 5), with many victims on older versions – including the original, decade-old V1 - suggesting much less concern is paid to these individual targets (note that we did observe a small number of the older 6.x versions but these do not announce their version when connecting).

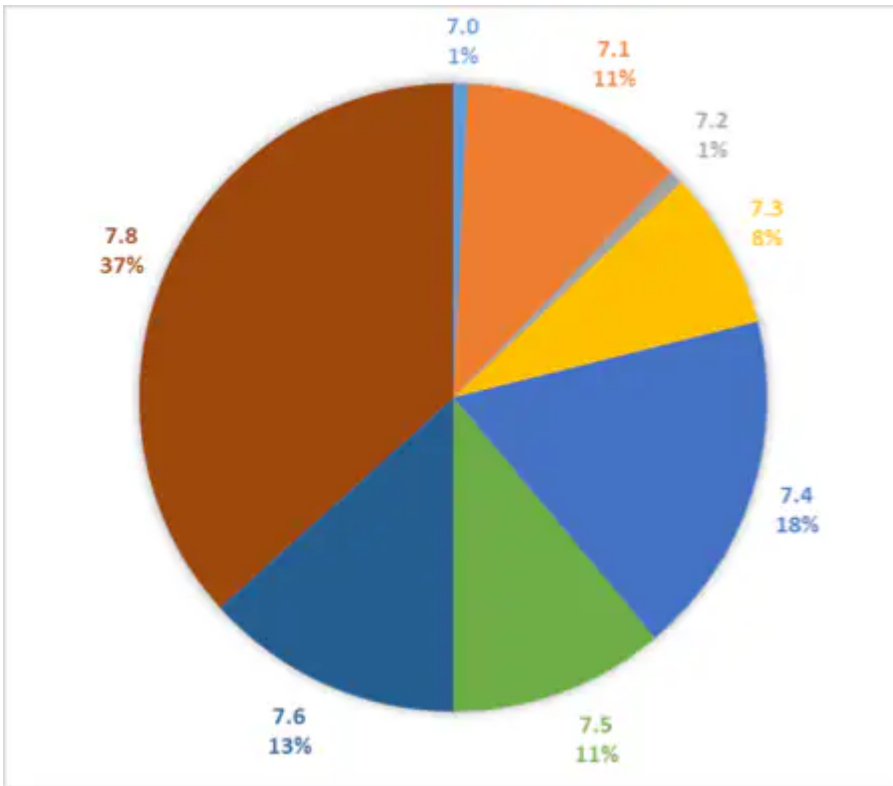


Figure 4 Infy "M" Victim versions

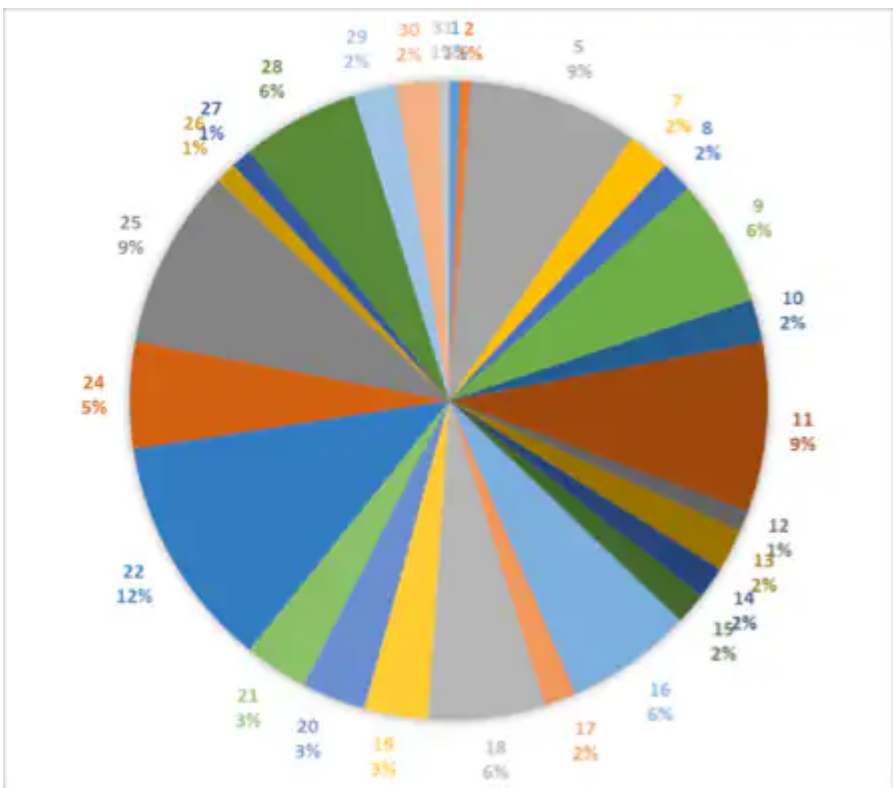


Figure 5 Infy "Original" Victim versions

Game Over

Shortly after the takedown, as well as a new Infy version (31), we also observed the registration of multiple domains using a previously-seen pattern, against known campaign IP addresses. Almost every domain in the pattern-range box4035[.]net – box4090[.]net (138.201.0.134). These were not observed in any sample C2 lists however. Bestwebstat[.]com was sinkholed by another operator.

Some victims infected with Infy versions 15-24 still used the C2 server us1s2[.]strangled[.]net, which remained in the hands of the attacker. In early June the attackers used this C2 to issue instructions to download new Infy “M” version 8.0 from us1s2[.]strangled[.]net/bdc.tmp. This was the first time we had observed an Infy variant being directly updated to Infy “M”. This used camouflage name “Macromedia v4”, changed from “v3” seen in Infy v31. They also removed the voice recording capability in this version.

uvps1[.]cotbm[.]com was used for data exfiltration, previously at 138.201.47.150, after publishing of our original blog moving to 144.76.250.205. It was also hosting malware updates at /themes/u.php.

They also added a curious C2 entry “hxxp://box” (note: defanged for publishing). It’s unclear how this should function; possibly a compromised victim intranet device, or the attackers have modified the HOSTS file on the victim computer.

After the take-down, the attackers began to add server IP addresses as well as domain names to their malware C2 list. They also slightly modified their ZIP password from “Z8(2000_2001ul” to “Z8(2000_2001uIEr3”. Their new malware version added antivirus checks for Kaspersky Labs, Avast, and Trend Micro. The malware data capture now searches for file extensions:

.doc, .docx, .xls, .xlsx, .xlr, .pps, .ppt, .pptx, .mdb, .accdb, .db, .dbf, .sql, .jpg, .jpeg, .psd, .tif, .mp4, .3gp, .txt, .rtf, .odt, .htm, .html, .pdf, .wps, .contact, .csv, .nbu, .vcf, .pst, .zip, .rar, .7z, .zipx, .pgp, .tc, .vhd, .p12, .crt.pem, .key.pfx, .asc, .cer, .p7b, .sst, .doc, .docx, .xls, .xlsx, .xlr, .pps, .ppt, .pptx.

and folder locations:

:\\$recycle.bin, :\documents and settings, :\msocache, :\program files, :\program files (x86), :\programdata, :\recovery, :\system volume information:\users, :\windows, :\boot, :\inetpub, :\i386.

The malware continued to use the **identical decryption key** seen over the entire history of this campaign.

Mid-June, through cooperation with the parties responsible for the C2 domains and law enforcement, we were able to get the remaining C2 domains null-routed and the directly-IP-addressed server disabled. This is the end of a decade-long campaign, though we naturally expect to see this actor back in some other guise before long.

Thanks to the Malware research team - Yaron Samuel, Artiom Radune, Mashav Sapir, Netanel Rimer – for assistance in the takedown.

Appendix 1 – Exfiltration Algorithm

The malware uses a different algorithm than that used for encrypting the malware strings to encrypt the exfiltration data, including:

1. Keylogger data + language.

2. Malware logs - installation time, DLL path and name, log path, number of downloads, number of successful/failed connections.
3. Information about the victim computer: Time zone, list of drives and types, running processes, disk info.

First the malware adds 1 to all bytes, then an encryption key is initialized based on the victim computer name (the offset in the key is calculated by sum of the computer name letters %key length). Then the key is used to encrypt the data (see decrypt function). The encrypted data is then base64 encoded.

Exfiltration data decryption python code:

```
1 import os,sys
2 import string
3 import base64
4 import fileinput
5 FIRST_PHASE =
6 "OQTJEqtsK0AUB9YXMwr8idozF7VWRPpnhNCHI6Dlkaubyxf5423jvcZ1LSGmge"
7 SECOND_PHASE =
8 "PqOwI1eUrYfT2yR3p4E5o6WiQu7ASlDkFj8GhHaJ9sKdLfMgNzBx0ZcXvCmVnb"
9 global FULL_KEY
10 FULL_KEY= ""
11 def sub_1_for_hex(str_input):
12     str_output = ""
13     for letter in str_input:
14         try:
15             str_output += chr(ord(letter)-1)
16         except:
17             print "sub_1_for_hex func problem"
18             continue
19     return str_output
20 def sum_comp_name(comp_name):
21     sum = 0
```

```
21     for letter in comp_name:
22         sum+= ord(letter)
23     return sum
24 def init_key(comp):
25     comp_name_sum = sum_comp_name(comp)
26     carry = divmod(comp_name_sum, 62)
27     index = carry[1] -1
28     end_key = FIRST_PHASE[:index]
29     key = FIRST_PHASE[index:]
30     key = key + end_key
31     key = key + key
32     return key
33 def decrypt(num_list,offset):
34     global FULL_KEY
35     input = ""
36     for num_str in num_list:
37         try:
38             input += num_str.decode('hex')
39         except:
40             input += ')'
41     result = ""
42     for i, c in enumerate(input):
43         i = i % 62 +1
44         try:
45             index = FULL_KEY.index(c)-1
46         except ValueError:
```

```
47     result += c
48     continue
49     translated = SECOND_PHASE[(index - i +offset) % len(SECOND_PHASE)]
50     result += translated
51     return result
52 def found_infy_enc_data(line):
53     found_infy_str = "show=\----- Administration Reporting Service "
54     found_infy_index = line.find(found_infy_str)
55     if not found_infy_index== -1:
56         return True,found_infy_index
57     else:
58         return False,found_infy_index
59 def extract_comp_name(line):
60     comp = r"\xd\xa-----"
61     comp_index = line.find(comp)
62     comp_name = line[comp_index+len(comp):]
63     comp_name = comp_name[:comp_name.find("-----")]
64     print "(((=)))" + comp_name
65     return comp_name
66 def extract_enc_data(line):
67     header = r"\xd\xa_____"
68     start_index = line.find(header)+len(header)
69     line = line[start_index:]
70     endindex = line.index("_____\\" value=")
71     line = line[:endindex]
72     return line
```

```
73 def write_enc_infy_data_to_file(dec_line,comp_name,filename):
74     file1 = open(filename + "\\\" + comp_name + ".txt",'ab')
75     file1.writelines(dec_line)
76     file1.close()
77 def enc_wrapper(enc,comp_name):
78     global FULL_KEY
79     print FULL_KEY
80     FULL_KEY = init_key(comp_name)
81     enc_final = ""
82     for letter in enc:
83         if len(hex(ord(letter))[2:])==1:
84             enc_final += "0" + hex(ord(letter))[2:]
85         elif len(hex(ord(letter))[2:])==2:
86             enc_final += hex(ord(letter))[2:]
87         else:
88             print "not good hex length"
89             exit()
90     enc = enc_final.upper()
91     enc = enc.replace("2E","21")
92     enc = enc.replace("C5DC5A","")
93     enc = enc.replace("D03D00","")
94     enc = enc.replace("0B0E","2121")
95     enc = enc.replace("01","21")
96     enc_len = len(enc)
97     enc_rev = ""
98     num_list = []
```

```
99     enc_print = ""
100     for i in range(0,enc_len/2):
101         enc_rev = enc[-2:]
102         if not enc_rev=="0B" and not enc_rev=="0E" and not enc_rev=="00" and not enc_rev=="D0":
103             enc_print +=enc_rev
104             num_list.append(enc_rev)
105     enc= enc[:-2]
106     #the first part is always ok
107     dec_str = decrypt(num_list,0)
108     final = sub_1_for_hex(dec_str)
109     index = final.find("OK: Sent")
110     if index==-1:
111         print comp_name + " - did not found OK: Sent !!!\n\n\n"
112         #exit()
113     decrypt_data = comp_name + " +=+=+ " + str(i) + ": " + final + "\n"
114     final_start = final[0:500]
115     if final_start in UNIQUE_DATA:
116         print comp_name + " already have this data"
117         return
118     UNIQUE_DATA.append(final_start)
119     index = final.find("Installed Date:")
120     if index==-1:
121         for i in range(1,61):
122             dec_str = decrypt3(num_list,i)
123             final = sub_1_for_hex(dec_str)
124             ##print all 62 options
```

```
125     index2 = final.find("PROGRAM START:")
126     index3 = final.find("Installed Date:")
127     if not index2 ==-1 or not index3 ==-1:
128         decrypt_data += str(i) + ": " + final + "\n"
129     write_enc_infy_data_to_file(decrypt_data,comp_name,FILE_OUTPUT_NAME)
130 def read_enc_data_files():
131     for root,dir,files in os.walk(PDML_PATH):
132         for file in files:
133             filename = root+ "\\ " + file
134             if os.path.isfile(filename):
135                 print filename
136                 for line in fileinput.input([filename]):
137                     line = line.strip()
138                     is_found,found_infy_index= found_infy_enc_data(line)
139                     if not is_found:
140                         continue
141                     line = line[found_infy_index:]
142                     #get computer name (for use in init_key() later)
143                     comp_name = extract_comp_name(line)
144                     UNIQUE_COMP.append(comp_name)
145                     #get the infy encrypted data
146                     line = extract_enc_data(line)
147                     #base64 decode enc_data
148                     dec_line = line.decode('base64')
149                     #append enc_data to file
150                     write_enc_infy_data_to_file(dec_line,comp_name,FILE_ENC_OUTPUT_NAME)
```

```
151         enc_wrapper(dec_line,comp_name)
152     try:
153         read_enc_data_files()
154     except:
155         print "exception!!!!"
156
157
158
159
160
161
162
163
164
165
166
167
168
169
170
171
172
173
174
175
```

Appendix 2 –IoCs

Infy version 31: f07e85143e057ee565c25db2a9f36491102d4e526ffb02c83e580712ec00eb27

Infy "M" version 8.0: 583349B7A2385A1E8DE682A43351798CA113CBBB80686193ECF9A61E6942786A

5.9.94.34

138.201.0.134

138.201.47.150

144.76.250.205

138.201.47.158

138.201.47.153

us1s2[.]strangled[.]net

uvps1[.]cotbm[.]com

gstat[.]strangled[.]net

secup[.]soon[.]lit

p208[.]jige[.]es

lu[.]jige[.]es

updateserver1[.]com

updateserver3[.]com

updatebox4[.]com

bestupdateserver[.]com

bestupdateserver2[.]com

bestbox3[.]com

safehostline[.]com

youripinfo[.]com

bestupser[.]awardspace[.]info

box4035[.]net

box4036[.]net

box4037[.]net

box4038[.]net

box4039[.]net

box4040[.]net

box4041[.]net

box4042[.]net

box4043[.]net

box4044[.]net

box4045[.]net

box4046[.]net

box4047[.]net

box4048[.]net

box4049[.]net

box4050[.]net

box4051[.]net

box4052[.]net

box4053[.]net
box4054[.]net
box4055[.]net
box4056[.]net
box4057[.]net
box4058[.]net
box4059[.]net
box4060[.]net
box4061[.]net
box4062[.]net
box4063[.]net
box4064[.]net
box4065[.]net
box4066[.]net
box4067[.]net
box4068[.]net
box4069[.]net
box4070[.]net
box4071[.]net
box4072[.]net
box4075[.]net
box4078[.]net
box4079[.]net
box4080[.]net
box4081[.]net
box4082[.]net
box4083[.]net
box4084[.]net
box4085[.]net
box4086[.]net
box4087[.]net
box4088[.]net
box4089[.]net
box4090[.]net

Source: <http://researchcenter.paloaltonetworks.com/2016/06/unit42-prince-of-persia-game-over/>